


PARTITIONING MATERIAL



1 EH (17 mm)

corresponds to the pitch of the slots and of the perforations of the drawer



1 EH = 17 mm



PLAIN PARTITIONS

For front height	ART. Lengths 24 EH (405 mm)	ART. Lengths 27 EH (455 mm)	ART. Lengths 30 EH (507 mm)
50	F HA 2110 00 99	F HA 2120 00 99	F HA 2130 00 99
75	F HA 2210 00 99	F HA 2220 00 99	F HA 2230 00 99
100-125	F HA 2310 00 99	F HA 2320 00 99	F HA 2330 00 99
150-175	F HA 2410 00 99	F HA 2420 00 99	F HA 2430 00 99
200-250	F HA 2510 00 99	F HA 2520 00 99	F HA 2530 00 99
300-400	-	-	-

GALVANISED

For front height	ART. Lengths 36 EH (610 mm)	ART. Lengths 54 EH (914 mm)	ART. Lengths 64 EH (1085 mm)	ART. Lengths 78 EH (1323 mm)
50	F HA 2140 00 99	F HA 2150 00 99	-	-
75	F HA 2240 00 99	F HA 2250 00 99	F HA 2260 00 99	F HA 2270 00 99
100-125	F HA 2340 00 99	F HA 2350 00 99	F HA 2360 00 99	F HA 2370 00 99
150-175	F HA 2440 00 99	F HA 2450 00 99	F HA 2460 00 99	F HA 2470 00 99
200-250	F HA 2540 00 99	F HA 2550 00 99	F HA 2560 00 99	F HA 2570 00 99
300-400	F HA 2640 00 99	F HA 2650 00 99	F HA 2660 00 99	F HA 2670 00 99

GALVANISED

PARTITIONING MATERIAL




SLOTTED PARTITIONS

For front height	ART. Lengths 17 EH (286 mm)	ART. Lengths 27 EH (455 mm)	ART. Lengths 30 EH (507 mm)
50	F HA 1110 00 99	F HA 1120 00 99	F HA 1130 00 99
75	-	F HA 1220 00 99	F HA 1230 00 99
100-125	-	F HA 1320 00 99	F HA 1330 00 99
150-175	-	F HA 1420 00 99	F HA 1430 00 99
200-250	-	F HA 1520 00 99	-
300-400	-	F HA 1620 00 99	-

GALVANISED

For front height	ART. Lengths 36 EH (610 mm)	ART. Lengths 54 EH (914 mm)	ART. Lengths 64 EH (1085 mm)	ART. Lengths 78 EH (1323 mm)
50	F HA 1140 00 99	F HA 1150 00 99	-	-
75	F HA 1240 00 99	F HA 1250 00 99	F HA 1260 00 99	F HA 1270 00 99
100-125	F HA 1340 00 99	F HA 1350 00 99	F HA 1360 00 99	F HA 1370 00 99
150-175	F HA 1440 00 99	F HA 1450 00 99	F HA 1460 00 99	F HA 1470 00 99
200-250	F HA 1540 00 99	F HA 1550 00 99	F HA 1560 00 99	F HA 1570 00 99
300-400	F HA 1640 00 99	F HA 1650 00 99	F HA 1660 00 99	F HA 1670 00 99

GALVANISED




SINGLE-SIDED SLOTTED PARTITIONS

For front height	ART. Lengths 27 EH (455 mm)	ART. Lengths 36 EH (610 mm)
50	F HA 1110 00 99	F HA 1120 00 99

GALVANISED



1 EH = 17 mm



PLAIN PARTITIONS

For front height	ART. Lengths 2 EH (30 mm)	ART. Lengths 3 EH (47 mm)	ART. Lengths 4 EH (64 mm)	ART. Lengths 5 EH (81 mm)
50	F HA 3105 00 99	F HA 3110 00 99	F HA 3115 00 99	F HA 3120 00 99
75	-	F HA 3210 00 99	F HA 3215 00 99	F HA 3220 00 99
100-125	-	F HA 3310 00 99	F HA 3315 00 99	F HA 3320 00 99
150-175	-	-	-	-
200-250	-	-	-	-
300-400	-	-	-	-

ALUMINUM



For front height	ART. Lengths 6 EH (98 mm)	ART. Lengths 7 EH (115 mm)	ART. Lengths 8 EH (115 mm)	ART. Lengths 9 EH (149 mm)
50	F HA 3125 00 99	F HA 3130 00 99	F HA 3135 00 99	F HA 3140 00 99
75	F HA 3225 00 99	F HA 3230 00 99	F HA 3235 00 99	F HA 3240 00 99
100-125	F HA 3325 00 99	F HA 3330 00 99	F HA 3335 00 99	F HA 3340 00 99
150-175	F HA 3425 00 99	F HA 3430 00 99	F HA 3435 00 99	F HA 3440 00 99
200-250	-	F HA 3530 00 99	F HA 3535 00 99	F HA 3540 00 99
300-400	-	-	-	F HA 3640 00 99

ALUMINUM

For front height	ART. Lengths 10 EH (166 mm)	ART. Lengths 12 EH (200 mm)	ART. Lengths 15 EH (251 mm)	ART. Lengths 18 EH (302 mm)
50	F HA 3145 00 99	F HA 3150 00 99	F HA 3155 00 99	F HA 3160 00 99
75	F HA 3245 00 99	F HA 3250 00 99	F HA 3255 00 99	F HA 3260 00 99
100-125	F HA 3345 00 99	F HA 3350 00 99	F HA 3355 00 99	F HA 3360 00 99
150-175	F HA 3445 00 99	F HA 3450 00 99	F HA 3455 00 99	F HA 3460 00 99
200-250	F HA 3545 00 99	F HA 3550 00 99	F HA 3555 00 99	F HA 3560 00 99
300-400	F HA 3645 00 99	F HA 3650 00 99	F HA 3655 00 99	F HA 3660 00 99

ALUMINUM

PARTITIONING MATERIAL




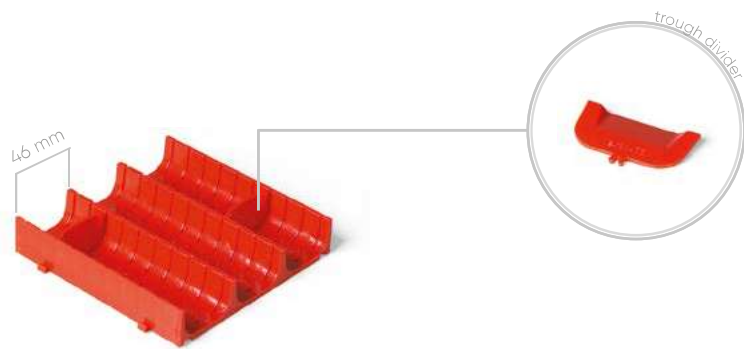
TROUGH WITH 2 GROOVES 9x9 EH

ART.	Dim. mm
F HC 3071 00 03	150x150x28 H

For tools Ø max. 70 mm

TROUGH DIVIDER 73 mm

ART.
F HC 1871 00 03





TROUGH WITH 3 GROOVES 9x9 EH

ART.	Dim. mm
F HC 3471 00 03	150x150x28 H

For tools Ø max. 45 mm

TROUGH DIVIDER 47 mm

ART.
F HC 1471 00 03



TROUGH WITH 4 GROOVES 9x9 EH

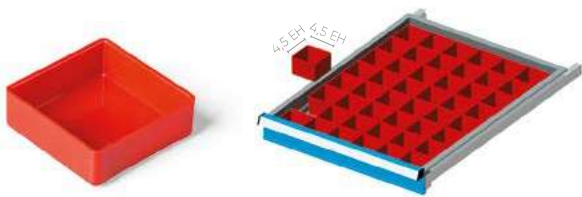
ART.	Dim. mm
F HC 3871 00 03	150x150x28 H

For tools Ø max. 33 mm

TROUGH DIVIDER 36 mm


ART.
F HC 1071 00 03

1 EH = 17 mm




PLASTIC BOXES 4,5x4,5 EH

For front height	ART.	Dim. mm
50	F HC 4471 00 03	75x75x26 H
75	F HC 6071 00 03	75x75x52 H




PLASTIC BOXES 4,5x4,5 EH

For front height	ART.	Dim. mm
50	F HC 4071 00 03	75x75x26 H




PLASTIC BOXES 9x9 EH

For front height	ART.	Dim. mm
50	F HC 5271 00 03	150x150x26 H
75	F HC 6871 00 03	150x150x52 H
100-125	F HC 7671 00 03	150x150x71 H




PLASTIC BOXES 9x4,5 EH

For front height	ART.	Dim. mm
50	F HC 4871 00 03	150x75x26 H
75	F HC 6471 00 03	150x75x52 H
100-125	F HC 7271 00 03	150x75x71 H



DIVIDER FOR BOXES SERIES F HC 5671

ART.
F HC 8071 00 03



PLASTIC BOX 6x3 EH

For front height	ART.	Dim. mm
75	F HC 5671 00 03	100x50x52 H

LABEL HOLDER

Label holder including plastic cover + labels

ART. F HC 9071 00 03

Not suitable for F HC 5671 00 03

Additional labels including plastic covers

ART. R FHD 0002 00

Package of: 84 pcs



PARTITIONING MATERIAL



CUTTER HOLDERS

ART.	Cutter holders Ø mm	Hole DIN tool mm	Height mm
F HD 2071 00 03	12,2	13	26
F HD 2371 00 03	15,5	16	26
F HD 2671 00 03	21,5	22	26
F HD 2971 00 03	26,5	27	26
F HD 3271 00 03	31,2	32	26
F HD 3571 00 03	39,5	40	26
F HD 3871 00 03	49,5	50	26
F HD 4171 00 03	1	-	26
F HD 4471 00 03	1 ¹ / ₂	-	26



TOOL IDENTIFICATION
LABEL PIN
Ø 3 mm 26 mm H
ART. F HD 0250 00 99




TOOL IDENTIFICATION LABEL BOX

ART.	Dim. mm
F HD 8271 00 03	65x25x30 H



The tool identification label containers must be combined with the following SLOTTED PARTITIONS:
ART. F HA 1140 00 99 for 600 mm long drawers (36 Eh)
ART. F HA 1120 00 99 for 447 mm long drawers (27 Eh)

1 EH = 17 mm




ANGLE TRAY WITH 6 GROOVES

ART.

F HD 1871 00 03

For tools max. Ø 20 mm




ANGLE TRAY WITH 8 GROOVES

ART.

F HD 1471 00 03

For tools max. Ø 14 mm



ANGLE TRAY WITH 11 GROOVES

ART.

F HD 1071 00 03

For tools max. Ø 8 mm



PLAIN PARTITION WIDTH 9 EH

ART.

Dim. mm

F HA 3140 00 00

65x25x30 H



This partition must be combined with the following SLOTTED PARTITIONS:
 ART. F HA 1140 00 99 for long drawers 600 mm (36 Eh)
 ART. F HA 1120 00 99 for long drawers 447 mm (27 Eh)




LABEL HOLDERS

ART.	H mm	For front height
F HD 0105 00 00	25	50
F HD 0110 00 00	50	75-100

Label holders + label ON REQUEST




PARTITIONING MATERIAL




ALLEN KEY TRAY

ART.	Dim. mm
F HD 9271 00 03	150x150x26 H



PAIR OF ARBOR HOLDERS

ART.
F HD 5071 00 03




1 EH = 17 mm



MULTI-PURPOSE SUPPORT

ART.	Dim. mm	
F HD 7271 00 04	440x30x35 H	


COLOUR BLUE



MULTI-PURPOSE SUPPORT

ART.	Dim. mm	
F HD 7571 00 04	600x30x35 H	

COLOUR BLUE



LOCATION PIN 27 mm H

ART.	For front height	Ø mm	
F HD 0210 00 99	50	6	

GALVANISED

LOCATION PIN 52 mm H

ART.	For front height	Ø mm	
F HD 0215 00 99	75	6	

GALVANISED

LOCATION PIN 77 mm H

ART.	For front height	Ø mm	
F HD 0220 00 99	100-125	6	

GALVANISED



PARTITIONING MATERIAL



SLIDING SHELF

ART.	Dim. mm
F HD 0310 00 99	470x200x30 H

GALVANISED



ONLY FOR WIDTH 446 mm (27 EH)



PAIR OF GUIDE RAILS FOR SUSPENSION FOLDERS 27 EH

ART.	For front height
F HD 0460 00 99	300

GALVANISED



PAIR OF GUIDE RAILS FOR SUSPENSION FOLDERS 36 EH

ART.	For front height
F HD 0465 00 99	300

GALVANISED



1 EH = 17 mm



FOAM BASE FOR DRAWERS

ART.	For drawers	Dim. mm	
F HD 5471 00 00	27x27 EH	450x450x10 H	
F HD 5571 00 00	36x27 EH	605x450x10 H	
F HD 5871 00 00	36x36 EH	605x605x10 H	
F HD 6171 00 00	54x27 EH	905x450x10 H	
F HD 6471 00 00	54x36 EH	905x600x10 H	



NON-SLIP RUBBER

ART.	For drawers	Dim. mm	
F HD 6505 00 07	19x27 EH	323x450x3 H	
F HD 6510 00 07	27x27 EH	450x450x3 H	
F HD 6515 00 07	36x27 EH	600x450x3 H	
F HD 6525 00 07	54x27 EH	905x450x3 H	
F HD 6560 00 07	27x36 EH	450x600x3 H	
F HD 6565 00 07	36x36 EH	600x600x3 H	
F HD 6570 00 07	45x36 EH	758x600x3 H	
F HD 6575 00 07	54x36 EH	905x600x3 H	
F HD 6580 00 07	64x36 EH	1081x600x3 H	
F HD 6585 00 07	78x36 EH	1319x600x3 H	



ROLL

ART.	Dim. mm	
C MV 99 201	10.000x450x3 H	
C MV 99 202	10.000x600x3 H	

