

# IDEAONE 2022

## .03

**fami**



INNOVATION  
SINCE 1929.

**10  
YEAR**  
★★★★★  
WARRANTY





### CONSULTING

You have a special project you would like to create, or a new area to outfit? The Fami sales consultants are on hand to analyse all your needs and create the optimal furnishings for your company.



### WARRANTY

The **10-year warranty** on Fami products aptly reflects the premium-quality materials we use and the care and dedication that go into the production of our furnishings to make them reliable and durable.



### ORDERS

Ordering Fami Ideaone has never been so easy! Choose among various furnishings and contact your area agent or dealer to complete your order.



### COLOUR RANGE

Fancy colours other than the usual blue or grey? Fami Ideaone products are also available in the **bi-colour** light grey and anthracite version, allowing you to transform your company's appearance.



### VALIDITY

The Fami Ideaone catalogue is valid **from 02/04/2022 to 31/12/2022**.



### BRANCHES AND DEALERS

Fami is always close to you! Over the years we have set up four European branches besides an extensive network of dealers and distributors, both in Italy and abroad, to provide consulting and assistance wherever you are.



### CUSTOMER CARE

For any queries, information or problem, our after-sales support service is always at your disposal. In the event of damaged or broken products, you will always receive Fami original spare parts as replacements.



### COLLECTION TANKS + PERFORM STEEL SHELVES AND TANKS

Suitable for flammable liquids under GHS categories 1 - 3 and water-polluting liquids under GHS categories 1 - 4. Corrosive substances are not allowed.



### PE COLLECTION TANKS

Suitable for water-polluting liquids under GHS categories 1 - 4. Flammable substances are not allowed.

# contents

## WORKBENCHES

# 4

- WORK MASTER BR 4
- WORK - WORK UP 22
- DYNAMIC 38



## CABINETS

# 90

- MASTER DE FLEXA 90
- WORKSTATION PC MASTER CS  
WORKSTATION PC STANDARD CS 102



## TOOL WALLS

# 46

- WORK LOOK 46
- COMPONENTS 60
- ERGO WORK 64
- UNIPOK 78
- IRON TEAM  
IRON TEAM electric  
IRON TEAM light 80



## CABINETS WITH DOORS

# 106

- PERFORM hinged doors 106
- PERFORM sliding doors 132
- PERFORM changing lockers 136





## NC

- TOOL CABINETS 140



# 140

## SHELVES

- ST 170



# 170

- DOMINO 172



## ECOLOGY

- BUCKETS  
DRUM TROLLEYS  
CABINETS WITH HINGED DOORS 144



# 144

## CONTAINERS

- METAL CONTAINERS 176
- PLASTIC CONTAINERS  
NON-SLIP MATS 182



# 176



## TROLLEYS

- CLEVER 150



# 150

- COMBI 161



- BIN CART 162



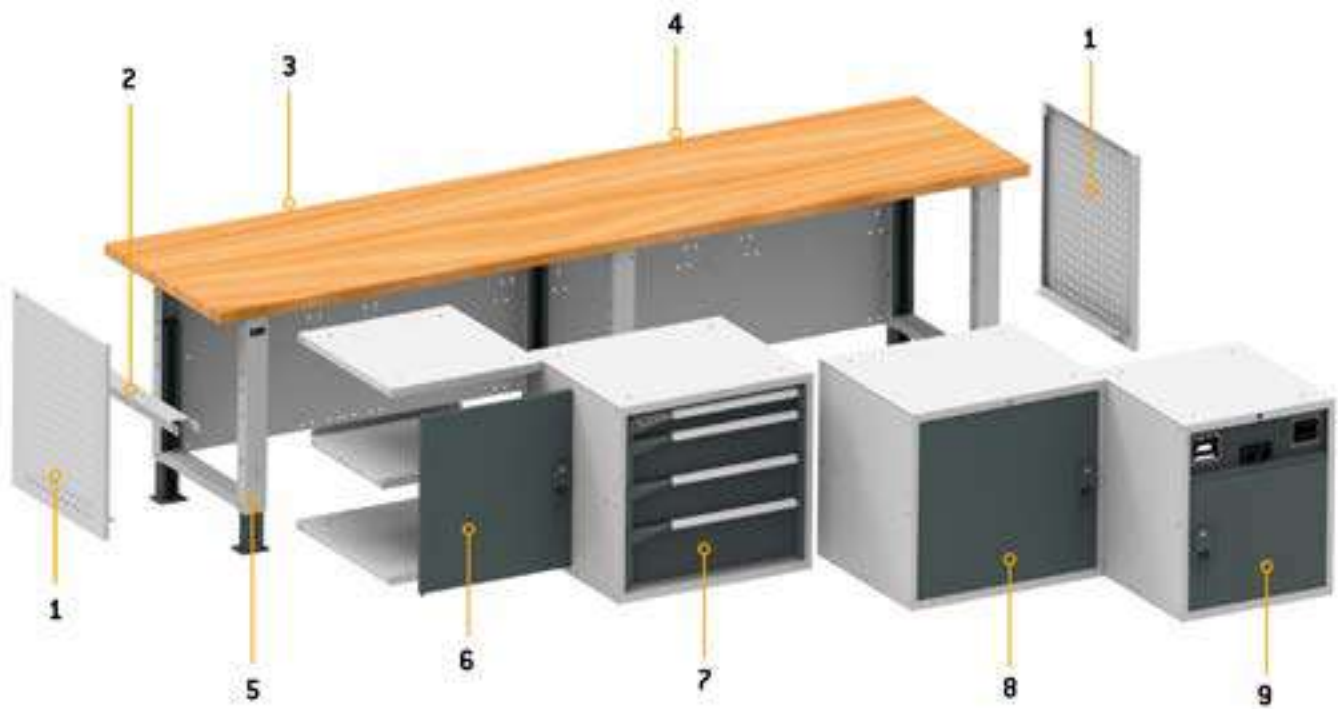
new

# WORK MASTER BR

## WORKBENCHES




Watch the video!



- 1. Perforated side panel
- 2. Support for intermediate half-shelf
- 3. Rear panel
- 4. Multiplex worktop
- 5. Adjustable legs
- 6. Modular unit
- 7. Cabinet with drawers
- 8. Cabinet with door
- 9. Technical cabinet with door




FULL-EXTENSION  
DRAWERS




PERFORATED DRAWER  
BOTTOM



DIVIDING MATERIAL



KEY-OPERATED  
CLOSURE



HEIGHT-ADJUSTABLE  
LEGS

# WORK MASTER BR



CONFIGURE



ART.	Wmm	Dmm	Hmm	KG	RAL
MASTERBR2007	2206	750	1805/2180	1000	7035+7016

Made up of:

qty.	description
1	Unassembled workbench with 40 mm multiplex worktop
1	Cabinet W=560 mm with 4 drawers 1x75 2x150 1x200
4	Top/bottom shelf W=560 mm
1	Right full door H=600 mm with Dark Grey handle
1	Left full door H=600 mm with Dark Grey handle
2	Support for intermediate half-shelf
2	Internal shelf W=558 mm
2	Perforated side panel
1	Perforated panel/shelf with box-stop edge
1	Kit with 3 dual-slotted uprights
1	Kit with 2 perforated panels/shelves with 1 box-stop edge
1	Electric perforated panel






qty.	description
2	Wall unit with vasistas flip up opening without lock
2	Pair of brackets for fastening wall unit to dual-slotted uprights
2	Under-cabinet LED strip
2	Schuko 2-socket power strip
1	Schuko 4-socket power strip
1	Differential magnetic-thermal circuit breaker
1	Wieland Schuko/FR connection cable
1	A4 document-holder pocket
1	Roll holder kit with roll Ø=240 mm
2	Angled 2-space spray-can holder
5	Unipok tool hook - 30-piece pack
1	Bin with 30 l capacity

RAL 7035 + RAL 7016

LOAD CAPACITY

# WORK MASTER BR

# 1500

 <b>1000 KG</b>	 <b>HEIGHT-ADJUSTABLE</b>	 <b>MULTIPLEX WORKTOP THICKNESS 40 MM</b>
 <b>SUPPLIED UNASSEMBLED</b>	 <b>LEG HOLE PITCH 25 MM</b>	



**CONFIGURE**



ART.	W mm	D mm	H mm	RAL
<b>MASTERBR1505</b>	1500	750	740/1115	7035+7016

Made up of:

qty.	description
1	Unassembled workbench with 40 mm multiplex worktop
1	Cabinet W=560 mm with 3 drawers 1x75 2x100
1	Pair of reinforcement corner elements



**CONFIGURE**



ART.	W mm	D mm	H mm	RAL
<b>MASTERBR1506</b>	1500	750	740/1115	7035+7016

Made up of:

qty.	description
1	Unassembled workbench with 40 mm multiplex worktop
1	Cabinet W=560 mm with 4 drawers 1x75 2x150 1x200
1	Pair of reinforcement corner elements



**CONFIGURE**



ART.	W mm	D mm	H mm	RAL
<b>MASTERBR1501</b>	1500	750	740/1115	7035+7016

Made up of:

qty.	description
1	Unassembled workbench with 40 mm multiplex worktop
1	Cabinet W=560 mm with 4 drawers 1x75 2x150 1x200
2	Additional half-shelf W=560 mm
1	Support for intermediate half-shelf
2	Perforated side panel

# WORK MASTER BR

# 1500



1000 KG



HEIGHT-ADJUSTABLE



MULTIPLEX WORKTOP THICKNESS 40 MM



SUPPLIED  
UNASSEMBLED



LEG HOLE PITCH 25 MM



CONFIGURE



ART.	W mm	D mm	H mm	RAL
MASTERBR1502	1500	750	740/1115	7035+7016

Made up of:

qty.	description
1	Unassembled workbench with 40 mm multiplex worktop
1	Cabinet W=560 mm with 4 drawers 1x75 2x150 1x200
2	Top/bottom shelf W=560 mm
1	Left full door H=600 mm with Dark Grey handle
1	Support for intermediate half-shelf
1	Internal shelf W=558 mm
2	Perforated side panel



CONFIGURE



ART.	W mm	D mm	H mm	RAL
MASTERBR1503	1500	750	740/1115	7035+7016

Made up of:

qty.	description
1	Unassembled workbench with 40 mm multiplex worktop
1	Cabinet W=560 mm with 4 drawers 1x75 2x150 1x200
1	Cabinet W=560 mm with 5 drawers 1x75 3x100 1x200



CONFIGURE



ART.	W mm	D mm	H mm	RAL
MASTERBR1504	1500	750	740/1115	7035+7016

Made up of:

qty.	description
1	Unassembled workbench with 40 mm multiplex worktop
2	Cabinet W=560 mm configured for door with 1 drawer H=150 mm
1	Left partial door H=435 mm with Dark Grey handle
1	Right partial door H=435 mm with Dark Grey handle








RAL 7035 + RAL 7016



LOAD CAPACITY

# WORK MASTER BR

# 2000

 <b>1000 KG</b>	 <b>HEIGHT-ADJUSTABLE</b>	 <b>MULTIPLEX WORKTOP THICKNESS 40 MM</b>
 <b>SUPPLIED UNASSEMBLED</b>	 <b>LEG HOLE PITCH 25 MM</b>	



**CONFIGURE**



ART.	W mm	D mm	H mm	RAL
<b>MASTERBR2005</b>	2000	750	740/1115	7035+7016

Made up of:

qty.	description
1	Unassembled workbench with 40 mm multiplex worktop
1	Cabinet W=560 mm with 3 drawers 1x75 2x100
1	Pair of reinforcement corner elements



**CONFIGURE**



ART.	W mm	D mm	H mm	RAL
<b>MASTERBR2006</b>	2000	750	740/1115	7035+7016

Made up of:

qty.	description
1	Unassembled workbench with 40 mm multiplex worktop
1	Cabinet W=560 mm with 4 drawers 1x75 2x150 1x200
1	Pair of reinforcement corner elements



**CONFIGURE**



ART.	W mm	D mm	H mm	RAL
<b>MASTERBR2001</b>	2000	750	740/1115	7035+7016

Made up of:

qty.	description
1	Unassembled workbench with 40 mm multiplex worktop
1	Cabinet W=560 mm with 4 drawers 1x75 2x150 1x200
1	Cabinet W=560 mm configured for door with 1 adjustable shelf
1	Left full door H=600 mm with Dark Grey handle
2	Additional half-shelf W=560 mm

# WORK MASTER BR

# 2000



1000 KG



HEIGHT-ADJUSTABLE



MULTIPLEX WORKTOP THICKNESS 40 MM



SUPPLIED  
UNASSEMBLED



LEG HOLE PITCH 25 MM



CONFIGURE



ART.	W mm	D mm	H mm	RAL
MASTERBR2002	2000	750	740/1115	7035+7016

Made up of:

qty.	description
1	Unassembled workbench with 40 mm multiplex worktop
1	Cabinet W=560 mm with 4 drawers 1x75 2x150 1x200
1	Cabinet W=560 mm with 5 drawers 1x75 3x100 1x200
2	Additional half-shelf W=560 mm



CONFIGURE



ART.	W mm	D mm	H mm	RAL
MASTERBR2003	2000	750	740/1115	7035+7016

Made up of:

qty.	description
1	Unassembled workbench with 40 mm multiplex worktop
1	Cabinet W=560 mm with 5 drawers 1x75 3x100 1x200
4	Top/bottom shelf W=560 mm
1	Right full door H=600 mm with Dark Grey handle
1	Left full door H=600 mm with Dark Grey handle
2	Support for intermediate half-shelf
2	Internal shelf W=558 mm
2	Perforated side panel



CONFIGURE



ART.	W mm	D mm	H mm	RAL
MASTERBR2004	2000	750	740/1115	7035+7016

Made up of:

qty.	description
1	Unassembled workbench with 40 mm multiplex worktop
3	Cabinet W=560 mm configured for door with 1 drawer H=150 mm
1	Right partial door H=435 mm with Dark Grey handle
2	Left partial door H=435 mm with Dark Grey handle








RAL 7035 + RAL 7016



LOAD CAPACITY

# WORK MASTER BR

# COMPONENTS

 **1000 KG**     
  **HEIGHT-ADJUSTABLE**     
  **MULTIPLEX WORKTOP THICKNESS 40 MM**  
 **SUPPLIED UNASSEMBLED**     
  **LEG HOLE PITCH 25 MM**



ART.	Wmm	Dmm	H mm	worktop		RAL	
				material	mm		
<b>MBR01S0V0V001PD</b>	1024	750	740/1115	Multiplex	40	7035+7016	

**CONFIGURE**



ART.	Wmm	Dmm	H mm	worktop		RAL	
				material	mm		
<b>MBR02S0V0V001PD</b>	1500	750	740/1115	Multiplex	40	7035+7016	

**CONFIGURE**



ART.	Wmm	Dmm	H mm	worktop		RAL	
				material	mm		
<b>MBR03S0V0V001PD</b>	2000	750	740/1115	Multiplex	40	7035+7016	

**CONFIGURE**



ART.	Wmm	Dmm	H mm	worktop		RAL	
				material	mm		
<b>MBR04S0V0V001PD</b>	3000	750	740/1115	Multiplex	40	7035+7016	

**CONFIGURE**




## UNASSEMBLED WORKBENCH PACKAGE



### PAIR OF REINFORCEMENT CORNER ELEMENTS

ART.	Wmm	Dmm	H mm	RAL	
<b>FBGKITS0008</b>	145	39	145	7035	

 Use one corner element for each leg if the drawer unit or shelf is not present (one pair for 1024/1500/2000 mm workbenches, two pairs for 3000 mm workbenches)



# WORK MASTER BR

# COMPONENTS



## COVER FOR MULTIPLEX WORKTOP


ART.	W mm	D mm	H mm	suitable for	colour
FBL22300007	1028	754	22	Multiplex worktop	Black
FBL22600007	1504	754	22	Multiplex worktop	Black
FBL22900007	2004	754	22	Multiplex worktop	Black
FBL23200007	3004	754	22	Multiplex worktop	Black

## TECHNICAL DIAGRAM


W → 1000 MM




W → 1500 MM



W → 2000 MM



W → 3000 MM



RAL 7035 + RAL 7016



RAL 7035



LOAD CAPACITY



WORKTOP THICKNESS

CABINETS WITH DRAWERS

W → 560 MM

27X27 EH



### CABINET WITH 3 DRAWERS

ART.	W mm	D mm	H mm	drawers					RAL	
				no.	h 75 mm	h 100 mm				
MBR05SC010203PD	560	610	369	3	1	2	100-75-50	92-96-100%	7035+7016	



### CABINET WITH 4 DRAWERS

ART.	W mm	D mm	H mm	drawers					RAL		
				no.	h 75 mm	h 150 mm	h 200 mm				
MBR05SC010204PD	560	610	669	4	1	2	1	100-75-50	92-96-100%	7035+7016	



### CABINET WITH 5 DRAWERS

ART.	W mm	D mm	H mm	drawers					RAL		
				no.	h 75 mm	h 100 mm	h 200 mm				
MBR05SC010205PD	560	610	669	5	1	3	1	100-75-50	92-96-100%	7035+7016	



### CABINET WITH MIDDLE SHELF CONFIGURED FOR DOORS

ART.	Wmm	Dmm	Hmm	adjustable shelf	RAL	
MBR05SX00020708	560	610	669	1	7035	



### LEFT FULL DOOR H=600 MM WITH DARK GREY HANDLE

ART.	Wmm	Dmm	Hmm	opening	RAL	
MBR06SC01020239	504	34	600	LH	7016	



### RIGHT FULL DOOR H=600 MM WITH DARK GREY HANDLE

ART.	Wmm	Dmm	Hmm	opening	RAL	
MBR06SC01020139	504	34	600	RH	7016	

CABINETS WITH DRAWERS

W → 560 MM

27X27 EH



### TECHNICAL CABINET W=560 MM CONFIGURED FOR DOOR

Suitable for Art. MBR06SC01020339 and Art. MBR06SC01020439

ART.	W mm	D mm	H mm	KG	RAL
MBR05SX000208PD	560	610	669	100	7035+7016



### ELECTRICAL WINDER WITH SCHUKO SOCKET

ART.	Cable length (m)	Type of socket	Volt	Watt
MBR13SOV0V00100	20	Schuko	230	1600



### WINDER FOR COMPRESSED AIR

ART.	Cable length (m)	Max MPa pressure	Ø mm
MBR13SOV0V00200	14	1,5	10



### ROLL FOR WINDER

ART.
MBR13SOV0V00339



### PLATE FOR WINDER

To be fastened to the back of the cabinet

ART.
MBR13SOV0V00499



1. Technical cabinet W=560 mm configured for door
2. Module: Roll for winder



3. Module: 4-socket power strip
4. Module: 2-socket power strip



RAL 7035 + RAL 7016



RAL 7016



RAL 7035



EXTRACTION



LOAD CAPACITY

## CABINETS WITH DRAWERS

W → 560 MM

27X27 EH



CABINET W=560 MM CONFIGURED FOR DOOR WITH 1 DRAWER H=150 MM

ART.	W mm	D mm	H mm	drawers			RAL	
				h 150 mm				
MBR05SC010206PD	560	610	669	1	100-75-50	92-96-100%	7035+7016	



LEFT PARTIAL DOOR H=435 MM WITH DARK GREY HANDLE

ART.	W mm	D mm	H mm	opening	RAL	
MBR06SC01020439	504	34	435	LH	7016	



RIGHT PARTIAL DOOR H=435 MM WITH DARK GREY HANDLE

ART.	W mm	D mm	H mm	opening	RAL	
MBR06SC01020339	504	34	435	RH	7016	

## CABINETS WITH DRAWERS

W → 713 MM

36X27 EH



CABINET W=713 MM WITH 4 DRAWERS 1X75 2X150 1X200

ART.	W mm	D mm	H mm	drawers						RAL	
				no.	h 75 mm	h 150 mm	h 200 mm				
MBR05SC010304PD	713	610	669	4	1	2	1	100-75-50	92-96-100%	7035+7016	




CABINET W=713 MM WITH 5 DRAWERS 1X75 3X100 1X200

ART.	W mm	D mm	H mm	drawers					RAL		
				no.	h 75 mm	h 100 mm	h 200 mm				
MBR05SC010305PD	713	610	669	5	1	3	1	100-75-50	92-96-100%	7035+7016	



CABINETS WITH DRAWERS

W  713 MM

36X27 EH



**CABINET W=713 MM CONFIGURED FOR DOOR WITH 1 ADJUSTABLE SHELF**

ART.	W mm	D mm	H mm	adjustable shelf	RAL	
<b>MBR05SX00030708</b>	713	610	669	1	7035	



**LEFT FULL DOOR H=600 MM WITH DARK GREY HANDLE**

ART.	W mm	D mm	H mm	opening	RAL	
<b>MBR06SC01030239</b>	657	34	600	LH	7016	





**RIGHT FULL DOOR H=600 MM WITH DARK GREY HANDLE**

ART.	W mm	D mm	H mm	opening	RAL	
<b>MBR06SC01030139</b>	657	34	600	RH	7016	



**CABINET W=713 MM CONFIGURED FOR DOOR WITH 1 DRAWER H=150 MM**

ART.	W mm	D mm	H mm	drawers			RAL	
				h 150 mm				
<b>MBR05SC010306PD</b>	713	610	669	1	100-75-50	92-96-100%	7035+7016	



**LEFT PARTIAL DOOR H=435 MM WITH DARK GREY HANDLE**

ART.	W mm	D mm	H mm	opening	RAL	
<b>MBR06SC01030439</b>	657	34	435	LH	7016	



**RIGHT PARTIAL DOOR H=435 MM WITH DARK GREY HANDLE**

ART.	W mm	D mm	H mm	opening	RAL	
<b>MBR06SC01030339</b>	657	34	435	RH	7016	



RAL 7035 + RAL 7016



RAL 7016



RAL 7035



EXTRACTION



LOAD CAPACITY



### PERFORATED SIDE PANEL

ART.	W mm	D mm	H mm	Hole dim. mm	RAL	
<b>FBG15S00V0V0008</b>	610	75	669	10x10	7035	



### ADDITIONAL MIDDLE SHELF

ART.	W mm	D mm	H mm	KG	RAL	
<b>MBR08S070600008</b>	713	605	35	250	7035	
<b>MBR08S090600008</b>	967	605	35	250	7035	
<b>MBR08S110600008</b>	1120	605	35	250	7035	
<b>MBR08S120600008</b>	1273	605	35	250	7035	
<b>MBR08S160600008</b>	1680	605	35	200	7035	



### ADDITIONAL HALF-SHELF

ART.	W mm	D mm	H mm	KG	RAL	
<b>MBR09S050300008</b>	560	305	35	100	7035	
<b>MBR09S070300008</b>	713	305	35	100	7035	
<b>MBR09S090300008</b>	967	305	35	100	7035	
<b>MBR09S110300008</b>	1120	305	35	100	7035	
<b>MBR09S120300008</b>	1273	305	35	100	7035	
<b>MBR09S160300008</b>	1680	305	35	100	7035	



### SUPPORT FOR INTERMEDIATE HALF-SHELF

ART.	W mm	D mm	H mm	RAL	
<b>FBG13S605V00008</b>	605	77	35	7035	

# WORK MASTER BR

MODULAR UNIT

# COMPONENTS



1. Internal shelf 27x27 EH
2. Top or bottom shelf 27x27 EH
3. Support for intermediate half-shelf
4. Right full door H=600 mm with Dark Grey handle
5. Left full door H=600 mm with Dark Grey handle



**INTERNAL SHELF 27X27 EH**

ART.	W mm	D mm	H mm	KG	RAL	
<b>MBR11SOV0020008</b>	558	466	60	100	7035	



**TOP OR BOTTOM SHELF 27X27 EH**

ART.	W mm	D mm	H mm	KG	RAL	
<b>MBR10S050600008</b>	560	610	32	100	7035	



**RIGHT FULL DOOR H=600 MM WITH DARK GREY HANDLE**

ART.	W mm	D mm	H mm	opening	RAL	
<b>MBR06SC01020539</b>	554	34	600	RH	7016	



**SUPPORT FOR INTERMEDIATE HALF-SHELF**

ART.	Wmm	Dmm	Hmm	RAL	
<b>FBG13S605V00008</b>	605	77	35	7035	



**LEFT FULL DOOR H=600 MM WITH DARK GREY HANDLE**

ART.	W mm	D mm	H mm	opening	RAL	
<b>MBR06SC01020639</b>	554	34	600	LH	7016	



# WORK MASTER BR

# COMPONENTS

DIVIDING MATERIAL

W → 560 MM

27X27 EH



ART.	Suitable for drawer H mm	components
<b>FFH84050200</b>	50/300	16 x transversal dividers W=36 mm 7 x transversal dividers W=47 mm 6 x 3-channel dividers 3 x 4-channel dividers

ART.	Suitable for drawer H mm	components
<b>FFH84071800</b>	75	6 x 150x75 mm divider boxes
<b>FFH84101800</b>	100/125	6 x 150x150 mm divider boxes



ART.	Suitable for drawer H mm	components
<b>FFH84050300</b>	50/300	15 x transversal dividers W=47 mm 8 x transversal dividers W=73 mm 6 x 2-channel dividers 3 x 3-channel dividers

ART.	Suitable for drawer H mm	components
<b>FFH84050400</b>	50/300	18 x transversal dividers W=73 mm 9 x 2-channel dividers



ART.	Suitable for drawer H mm	components
<b>FFH84070800</b>	75	2 x longitudinal slotted dividers
<b>FFH84100800</b>	100/125	W=457 mm
<b>FFH84150800</b>	150/175	3 x transversal dividers W=151 mm
<b>FFH84200800</b>	200/250	



# WORK MASTER BR

DIVIDING MATERIAL

W → 713 MM

# COMPONENTS

36X27 EH




ART.	Suitable for drawer H mm	components
<b>FFH10051000</b>	50/300	3 x 3-channel dividers 9 x 4-channel dividers 12 x transversal dividers W=47 mm 36 x transversal dividers W=36 mm



ART.	Suitable for drawer H mm	components
<b>FFH10071800</b>	75	16 x 75x75 mm divider boxes 8 x 150x75 mm divider boxes 4 x 150x150 mm divider boxes



ART.	Suitable for drawer H mm	components
<b>FFH10051300</b>	50/300	18 x transversal dividers W=47 mm 12 x transversal dividers W=73 mm 6 x 2-channel dividers 6 x 3-channel dividers



ART.	Suitable for drawer H mm	components
<b>FFH10051500</b>	50/300	20 x transversal dividers W=36 mm 20 x transversal dividers W=47 mm 6 x 3-channel dividers 5 x 4-channel dividers 1 x Allen key holder



ART.	Suitable for drawer H mm	components
<b>FFH10071600</b>	75	12 x 150x75 mm divider boxes
<b>FFH10101600</b>	100/125	6 x 150x150 mm divider boxes



ART.	Suitable for drawer H mm	components
<b>FFH10070500</b>	75	2 x longitudinal slotted dividers
<b>FFH10100500</b>	100/125	W=457 mm
<b>FFH10150500</b>	150/175	3 x transversal dividers W=202 mm
<b>FFH10200500</b>	200/250	

# WORK MASTER BR



[CONFIGURE](#)



ART.	W mm	D mm	H mm	KG	RAL
<b>MASTERBR3001</b>	3206	750	1985/2360	1000	7035+7016

Made up of:

qty.	description	qty.	description
1	Unassembled workbench with 40 mm multiplex worktop	1	A4 document-holder pocket
1	Cabinet W=560 mm configured for door with 1 adjustable shelf	1	Roll holder kit with roll $\varnothing=240$ mm
2	Cabinet W=713 mm with 4 drawers 1x75 2x150 1x200	4	Angled 2-space spray-can holder
1	Technical cabinet W=560 mm configured for door	6	Unipok tool hook - 30-piece pack
1	Right partial door H=435 mm with Dark Grey handle	1	Bar mount with 4 Picking Box containers size 1
1	Left full door H=600 mm with Dark Grey handle	2	Large reversible shelf
2	Perforated side panel	1	Bin with 30 l capacity
1	Kit with 3 dual-slotted uprights	3	Kit with 2 Picking Box containers size 3A2
2	Kit with 3 perforated panels/shelves with 2 box-stop edges	1	Plate for winder
2	Double lamp	2	Roll for winder
2	Wall unit with door	1	Winder for compressed air
1	Schuko 2-socket power strip	1	Electrical winder with Schuko socket
1	Wieland Schuko/FR connection cable	1	Kit with 3 inclined supports with 2 tracks



# WORK MASTER BR



**CONFIGURE**



**PATENTED\***

ART.	Wmm	Dmm	Hmm	KG	RAL
<b>MASTERBR1508</b>	1706	750	1985/2360	1000	7035+7016

Made up of:

qty.	description
1	Unassembled workbench with 40 mm multiplex worktop
1	Cabinet W=560 mm with 5 drawers 1x75 3x100 1x200
2	Top/bottom shelf W=560 mm
1	Left full door H=600 mm with Dark Grey handle
1	Support for intermediate half-shelf
1	Internal shelf W=558 mm
2	Perforated side panel
1	Support for 2-socket power strip
1	Support for 4-socket power strip
1	Schuko 2-socket power strip
1	Schuko 4-socket power strip

qty.	description
1	Wieland Schuko/FR connection cable
1	A4 document-holder pocket
1	Roll holder kit with roll Ø=240 mm
2	Angled 2-space spray-can holder
4	Unipok tool hook - 30-piece pack
1	Bin with 30 l capacity
2	Wall unit with door
1	Double lamp
1	Kit with 3 perforated panels/shelves with 2 box-stop edges
1	Kit with 2 inclined supports with track
1	Kit with 2 dual-slotted uprights for workbenches

■ ■ ■  
RAL 7035 + RAL 7016

KG  
LOAD CAPACITY

# WORK-WORK UP

## WORKBENCHES



Watch the video!




- 1. Perforated side panel
- 2. Rear panel
- 3. Adjustable legs
- 4. Additional half-shelf

- 5. Cabinet with door
- 6. Cabinet with 4 drawers
- 7. Multiplex worktop




SIMPLE-EXTENSION  
DRAWERS




SOLID DRAWER  
BOTTOM



DIVIDING MATERIAL



KEY-OPERATED  
CLOSURE



HEIGHT-ADJUSTABLE  
LEGS

# WORK UP



CONFIGURE



PATENTED

ART.	W mm	D mm	H mm	KG	RAL
<b>WORK2013</b>	2000	750	1977/2352	1000	7035+7016

Made up of:






qty.	description
1	Unassembled adjustable workbench with 30 mm multiplex worktop
1	Cabinet W=500 mm with 4 drawers H=105 mm
2	Cabinet W=629 mm with 1 door and 1 adjustable shelf
1	Non-perforated half-shelf W=1760 mm
2	Perforated side panel
1	Roll holder kit with roll Ø=240 mm
2	A4 document-holder pocket
1	Kit with 3 dual-slotted uprights
2	Kit with 3 perforated panels/shelves with 2 box-stop edges
1	Kit with 3 inclined supports with 2 tracks
2	Supplementary track with fittings
1	Compressed air set with flow balancing device and filter
1	Schuko 2-socket power strip

qty.	description
1	Schuko 4-socket power strip
1	Differential magnetic-thermal circuit breaker
1	Wieland Schuko/FR connection cable
1	Support for 2-socket power strip
1	Support for 4-socket power strip
1	Support for residual current device
1	Large reversible shelf
2	Angled 2-space spray-can holder
1	Bin with 30 l capacity
6	Unipok tool hook - 30-piece pack
2	Kit with 2 Picking Box containers size 3A2
1	Double lamp

RAL 7035 + RAL 7016

LOAD CAPACITY

# WORK UP 1500

 <b>1000 KG</b>	 <b>HEIGHT-ADJUSTABLE</b>	 <b>MULTIPLEX WORKTOP THICKNESS 30 MM</b>
 <b>SUPPLIED UNASSEMBLED</b>	 <b>LEG HOLE PITCH 25 MM</b>	



ART.	Wmm	Dmm	Hmm	RAL
<b>WORK1501</b>	1500	750	732/1107	7035+7016
<b>WORK1502</b>	1500	750	732/1107	5012

Made up of:

qty.	description
1	Unassembled adjustable workbench with 30 mm multiplex worktop
1	Cabinet W=500 mm with 1 drawer H=150 mm



ART.	Wmm	Dmm	Hmm	RAL
<b>WORK1503</b>	1500	750	732/1107	7035+7016
<b>WORK1504</b>	1500	750	732/1107	5012

Made up of:

qty.	description
1	Unassembled adjustable workbench with 30 mm multiplex worktop
1	Cabinet W=500 mm with 4 drawers H=105 mm
1	Non-slotted half-shelf W=1260 mm



ART.	Wmm	Dmm	Hmm	RAL
<b>WORK1507</b>	1500	750	732/1107	7035+7016
<b>WORK1508</b>	1500	750	732/1107	5012

Made up of:

qty.	description
1	Unassembled adjustable workbench with 30 mm multiplex worktop
1	Cabinet W=500 mm with 4 drawers H=105 mm
1	Rear panel
1	Non-slotted half-shelf W=760 mm
1	Support for intermediate half-shelf



# WORK UP 1500



1000 KG



HEIGHT-ADJUSTABLE



MULTIPLEX WORKTOP THICKNESS 30 MM



SUPPLIED  
UNASSEMBLED



LEG HOLE PITCH 25 MM



CONFIGURE



ART.	W mm	D mm	H mm	RAL
<b>WORK1505</b>	1500	750	732/1107	7035+7016
<b>WORK1506</b>	1500	750	732/1107	5012

Made up of:

qty.	description
1	Unassembled adjustable workbench with 30 mm multiplex worktop
1	Cabinet W=500 mm with 4 drawers H=105 mm
1	Cabinet W=500 mm with 1 door and 1 adjustable shelf
1	Bottom panel for cabinet W=500 mm



CONFIGURE



ART.	W mm	D mm	H mm	RAL
<b>WORK1511</b>	1500	750	732/1107	7035+7016
<b>WORK1512</b>	1500	750	732/1107	5012

Made up of:

qty.	description
1	Unassembled adjustable workbench with 30 mm multiplex worktop
2	Cabinet W=629 mm with 1 drawer H=150 mm and 1 door
1	Non-slotted half-shelf W=1260 mm



CONFIGURE



ART.	W mm	D mm	H mm	RAL
<b>WORK1509</b>	1500	750	732/1107	7035+7016
<b>WORK1510</b>	1500	750	732/1107	5012

Made up of:

qty.	description
1	Unassembled adjustable workbench with 30 mm multiplex worktop
1	Cabinet W=629 mm with 4 drawers H=105 mm
1	Cabinet W=629 mm with 1 door and 1 adjustable shelf
1	Non-slotted half-shelf W=1260 mm








RAL 5012



RAL 7035 + RAL 7016

# WORK UP 2000

 **1000 KG**
 **HEIGHT-ADJUSTABLE**
 **MULTIPLEX WORKTOP THICKNESS 30 MM**

 **SUPPLIED UNASSEMBLED**
 **LEG HOLE PITCH 25 MM**



**CONFIGURE**



ART.	W mm	D mm	H mm	RAL
<b>WORK2001</b>	2000	750	732/1107	7035+7016
<b>WORK2002</b>	2000	750	732/1107	5012

Made up of:

qty.	description
1	Unassembled adjustable workbench with 30 mm multiplex worktop
1	Cabinet W=500 mm with 1 drawer H=150 mm



**CONFIGURE**



ART.	W mm	D mm	H mm	RAL
<b>WORK2003</b>	2000	750	732/1107	7035+7016
<b>WORK2004</b>	2000	750	732/1107	5012

Made up of:

qty.	description
1	Unassembled adjustable workbench with 30 mm multiplex worktop
1	Cabinet W=500 mm with 4 drawers H=105 mm
1	Non-perforated half-shelf W=1760 mm



**CONFIGURE**



ART.	W mm	D mm	H mm	RAL
<b>WORK2005</b>	2000	750	732/1107	7035+7016
<b>WORK2006</b>	2000	750	732/1107	5012

Made up of:

qty.	description
1	Unassembled adjustable workbench with 30 mm multiplex worktop
1	Cabinet W=500 mm with 4 drawers H=105 mm
1	Cabinet W=500 mm with 1 door and 1 adjustable shelf
1	Non-perforated half-shelf W=1760 mm



# WORK UP 2000



1000 KG



HEIGHT-ADJUSTABLE



MULTIPLEX WORKTOP THICKNESS 30 MM



SUPPLIED  
UNASSEMBLED



LEG HOLE PITCH 25 MM



CONFIGURE



ART.	W mm	D mm	H mm	RAL
<b>WORK2007</b>	2000	750	732/1107	7035+7016
<b>WORK2008</b>	2000	750	732/1107	5012

Made up of:

qty.	description
1	Unassembled adjustable workbench with 30 mm multiplex worktop
1	Cabinet W=500 mm with 4 drawers H=105 mm
1	Cabinet W=500 mm with 1 door and 1 adjustable shelf
1	Rear panel
1	Non-slotted half-shelf W=760 mm
1	Bottom panel for cabinet W=500 mm



CONFIGURE



ART.	W mm	D mm	H mm	RAL
<b>WORK2011</b>	2000	750	732/1107	7035+7016
<b>WORK2012</b>	2000	750	732/1107	5012

Made up of:

qty.	description
1	Unassembled adjustable workbench with 30 mm multiplex worktop
1	Cabinet W=500 mm with 1 drawer H=150 mm and 1 door
2	Cabinet W=629 mm with 1 drawer H=150 mm and 1 door
1	Non-perforated half-shelf W=1760 mm



CONFIGURE



ART.	W mm	D mm	H mm	RAL
<b>WORK2009</b>	2000	750	732/1107	7035+7016
<b>WORK2010</b>	2000	750	732/1107	5012

Made up of:

qty.	description
1	Unassembled adjustable workbench with 30 mm multiplex worktop
1	Cabinet W=500 mm with 4 drawers H=105 mm
2	Cabinet W=629 mm with 1 door and 1 adjustable shelf
1	Non-perforated half-shelf W=1760 mm









RAL 5012



RAL 7035 + RAL 7016

# WORK UP COMPONENTS

 <b>1000 KG</b>	 <b>HEIGHT-ADJUSTABLE</b>	 <b>MULTIPLEX WORKTOP THICKNESS 30 MM</b>
 <b>SUPPLIED UNASSEMBLED</b>	 <b>LEG HOLE PITCH 25 MM</b>	 <b>STEEL WORKTOP THICKNESS 3 MM</b>

## WORK UP WORKBENCH WITH STEEL WORKTOP



ART.	W mm	D mm	H mm	worktop		RAL	
				material	mm		
FBG01S1000R00PD	1031	704	737/1112	Steel	3	7035+7016	
FBG01S1000R0004	1031	704	737/1112	Steel	3	5012	
FBG01S1500R00PD	1507	704	737/1112	Steel	3	7035+7016	
FBG01S1500R0004	1507	704	737/1112	Steel	3	5012	
FBG01S2000R00PD	2007	704	737/1112	Steel	3	7035+7016	
FBG01S2000R0004	2007	704	737/1112	Steel	3	5012	

## WORK UP WORKBENCH WITH WOODEN WORKTOP



ART.	W mm	D mm	H mm	worktop		RAL	
				material	mm		
FBG02S1000R00PD	1024	750	732/1107	Multiplex	30	7035+7016	
FBG02S1000R0004	1024	750	732/1107	Multiplex	30	5012	
FBG02S1500R00PD	1500	750	732/1107	Multiplex	30	7035+7016	
FBG02S1500R0004	1500	750	732/1107	Multiplex	30	5012	
FBG02S2000R00PD	2000	750	732/1107	Multiplex	30	7035+7016	
FBG02S2000R0004	2000	750	732/1107	Multiplex	30	5012	




## UNASSEMBLED WORKBENCH PACKAGE



### KIT WITH WHEELS

Suitable only for Work Up workbenches



ART.	Ø mm	 KG	H mm	material			
FKRU1252101	125	300	155	Non-marking synthetic rubber	2	2	
FKRS1252101	125	750	155	Elastic rubber	2	2	



SWIVEL WHEEL WITH BRAKE



FIXED WHEEL

### PAIR OF REINFORCEMENT CORNER ELEMENTS



ART.	W mm	D mm	H mm	RAL	
FBGKITS0008	145	39	145	7035	
FBGKITS0004	145	39	145	5012	



Use one pair of corner elements for each leg if there is no drawer unit



1000 KG

MULTIPLEX WORKTOP THICKNESS 30 MM



SUPPLIED  
UNASSEMBLED

STEEL WORKTOP THICKNESS 3 MM

### WORK WORKBENCH WITH STEEL WORKTOP



3D

3D

3D

ART.	W mm	D mm	H mm	worktop		RAL	
				material	mm		
FBG01S1000F00PD	1031	704	887	Steel	3	7035+7016	
FBG01S1000F0004	1031	704	887	Steel	3	5012	
FBG01S1500F00PD	1507	704	887	Steel	3	7035+7016	
FBG01S1500F0004	1507	704	887	Steel	3	5012	
FBG01S2000F00PD	2007	704	887	Steel	3	7035+7016	
FBG01S2000F0004	2007	704	887	Steel	3	5012	

### WORK WORKBENCH WITH WOODEN WORKTOP



3D

3D

3D

ART.	W mm	D mm	H mm	worktop		RAL	
				material	mm		
FBG02S1000F0008	1024	750	882	Multiplex	30	7035	
FBG02S1000F0004	1024	750	882	Multiplex	30	5012	
FBG02S1500F0008	1500	750	882	Multiplex	30	7035	
FBG02S1500F0004	1500	750	882	Multiplex	30	5012	
FBG02S2000F0008	2000	750	882	Multiplex	30	7035	
FBG02S2000F0004	2000	750	882	Multiplex	30	5012	

### UNASSEMBLED WORKBENCH PACKAGE



#### COVER FOR STEEL WORKTOP

ART.	W mm	D mm	H mm	suitable for	colour	
FBG32100007	1024	702	27	Steel worktop	Black	
FBG32150007	1500	702	27	Steel worktop	Black	
FBG32200007	2000	702	27	Steel worktop	Black	



#### COVER FOR MULTIPLEX WORKTOP

ART.	W mm	D mm	H mm	suitable for	colour	
FBL22300007	1028	754	22	Multiplex worktop	Black	
FBL22600007	1504	754	22	Multiplex worktop	Black	
FBL22900007	2004	754	22	Multiplex worktop	Black	
FBL23200007	3004	754	22	Multiplex worktop	Black	



RAL 5012



RAL 7035



RAL 7035 + RAL 7016



WORKTOP THICKNESS




LOAD CAPACITY

## 1000



## 1500



### CABINETS WITH DRAWERS

W → 500 MM

#### CABINET WITH 1 DRAWER



ART.	W mm	D mm	H mm	drawers				door		RAL
				no.	KG	h mm	no.	Entry height (mm)		
FBG03S50C0001PD	500	630	210	1	25	86%	150	-	-	7035+7016
FBG03S50C000104	500	630	210	1	25	86%	150	-	-	5012

#### CABINET WITH 3 DRAWERS



ART.	W mm	D mm	H mm	drawers				door		RAL
				no.	KG	h mm	no.	Entry height (mm)		
FBG03S50C0002PD	500	630	570	3	25	86%	150	-	-	7035+7016
FBG03S50C000204	500	630	570	3	25	86%	150	-	-	5012

#### CABINET WITH 4 DRAWERS



ART.	W mm	D mm	H mm	drawers				door		RAL
				no.	KG	h mm	no.	Entry height (mm)		
FBG03S50C0003PD	500	630	570	4	25	86%	105	-	-	7035+7016
FBG03S50C000304	500	630	570	4	25	86%	105	-	-	5012

#### CABINET WITH 1 DRAWER AND 1 DOOR



ART.	W mm	D mm	H mm	drawers				door		RAL
				no.	KG	h mm	no.	Entry height (mm)		
FBG03S50C0004PD	500	630	570	1	25	86%	150	1	310	7035+7016
FBG03S50C000404	500	630	570	1	25	86%	150	1	310	5012

⚠ Without bottom panel

#### CABINET WITH 1 DOOR AND 1 SHELF




ART.	W mm	D mm	H mm	drawers				door		RAL
				no.	KG	h mm	no.	Entry height (mm)		
FBG03S50C0005PD	500	612	570	-	-	-%	-	1	491	7035+7016
FBG03S50C000504	500	612	570	-	-	-%	-	1	491	5012

⚠ Without bottom panel

## BOTTOM PANEL


### BOTTOM PANEL FOR CABINETS W= 500 MM

ART.	Wmm	Dmm	Hmm	RAL
FBG16S50V0V0008	494	572	4	7035
FBG16S50V0V0004	494	572	4	5012

 To be used on cabinets with door when the half-shelf is present

### BOTTOM PANEL FOR CABINETS W= 629 MM

ART.	Wmm	Dmm	Hmm	RAL
FBG16S63V0V0008	623	572	4	7035
FBG16S63V0V0004	623	572	4	5012

 To be used on cabinets with door when the half-shelf is present




## CABINETS WITH DRAWERS

W  629 MM




### CABINET WITH 3 DRAWERS

ART.	W mm	D mm	H mm	drawers				door		RAL
				no.	KG		h mm	no.	Entry height (mm)	
FBG03S63C0002PD	629	630	570	3	25	86%	150	-	-	7035+7016
FBG03S63C000204	629	630	570	3	25	86%	150	-	-	5012





### CABINET WITH 4 DRAWERS

ART.	W mm	D mm	H mm	drawers				door		RAL
				no.	KG		h mm	no.	Entry height (mm)	
FBG03S63C0003PD	629	630	570	4	25	86%	105	-	-	7035+7016
FBG03S63C000304	629	630	570	4	25	86%	105	-	-	5012




### CABINET WITH 1 DRAWER AND 1 DOOR


ART.	W mm	D mm	H mm	drawers				door		RAL
				no.	KG		h mm	no.	Entry height (mm)	
FBG03S63C0004PD	629	630	570	1	25	86%	150	1	310	7035+7016
FBG03S63C000404	629	630	570	1	25	86%	150	1	310	5012

 Without bottom panel



### CABINET WITH 1 DOOR AND 1 SHELF

ART.	W mm	D mm	H mm	drawers				door		RAL
				no.	KG		h mm	no.	Entry height (mm)	
FBG03S63C0005PD	629	612	570	-	-	-%	-	1	491	7035+7016
FBG03S63C000504	629	612	570	-	-	-%	-	1	491	5012

 Without bottom panel

  
RAL 5012

  
RAL 7035

  
RAL 7035 + RAL 7016

  
LOAD CAPACITY

  
EXTRACTION



## REAR PANEL

ART.	Wmm	Hmm	suitable for workbench W mm	RAL	
<b>FBG12S080000008</b>	825	665	1024-1031	7035	
<b>FBG12S080000004</b>	825	665	1024-1031	5012	
<b>FBG12S130000008</b>	1325	665	1500-1507	7035	
<b>FBG12S130000004</b>	1325	665	1500-1507	5012	
<b>FBG12S180000008</b>	1825	665	2000-2007	7035	
<b>FBG12S180000004</b>	1825	665	2000-2007	5012	



## PAIR OF SIDE FILLER STRIPS

For workbench W=1024-1031 mm with cabinet W=629 mm

ART.	Wmm	Dmm	Hmm	RAL	
<b>FBG14S130V00008</b>	65	35	568	7035	
<b>FBG14S130V00004</b>	65	35	568	5012	



## PERFORATED SIDE PANEL

ART.	W mm	D mm	H mm	Hole dim. mm	RAL	
<b>FBG15S00V0V0008</b>	610	75	669	10x10	7035	
<b>FBG15S00V0V0004</b>	610	75	669	10x10	5012	



## ADDITIONAL NON-PERFORATED MIDDLE SHELF

ART.	Wmm	Dmm	Hmm	KG	RAL	
<b>FBG08S070600108</b>	760	600	35	250	7035	
<b>FBG08S070600104</b>	760	600	35	250	5012	
<b>FBG08S120600108</b>	1260	600	35	250	7035	
<b>FBG08S120600104</b>	1260	600	35	250	5012	
<b>FBG08S170600108</b>	1760	600	35	200	7035	
<b>FBG08S170600104</b>	1760	600	35	200	5012	



### ADDITIONAL NON-PERFORATED HALF-SHELF

ART.	Wmm	Dmm	Hmm	KG	RAL
<b>FBG09S070300108</b>	760	300	35	100	7035
<b>FBG09S070300104</b>	760	300	35	100	5012
<b>FBG09S120300108</b>	1260	300	35	100	7035
<b>FBG09S120300104</b>	1260	300	35	100	5012
<b>FBG09S170300108</b>	1760	300	35	100	7035
<b>FBG09S170300104</b>	1760	300	35	100	5012



### SUPPORT ONLY FOR ADDITIONAL HALF-SHELF

ART.	Wmm	Dmm	Hmm	RAL
<b>FBG13S605V00008</b>	605	77	35	7035
<b>FBG13S605V00004</b>	605	77	35	5012



ART.	Wmm	Dmm	Hmm	KG	RAL
<b>WORK2014</b>	2007	704	737/1112	1000	7035+7016

Made up of:

qty.	description
1	Unassembled adjustable workbench with 3 mm steel worktop
1	Cabinet W=500 mm with 4 drawers H=105 mm
1	Cabinet W=500 mm with 1 door and 1 adjustable shelf
1	Rear panel
1	Non-slotted half-shelf W=760 mm
1	Bottom panel for cabinet W=500 mm
2	Perforated side panel





# WORK-WORK UP

# COMPONENTS

DIVIDING MATERIAL

W → 500 MM

27X27 EH



ART.	Suitable for drawer H mm	No. of transversal dividers	
FBG18S50DV00199	105/150	3	

ART.	Suitable for drawer H mm	No. of transversal dividers	No. of longitudinal dividers	
FBG18S50DV00299	105/150	1	1	



ART.	Suitable for drawer H mm	components	
FBG18S50CD00103	105/150	4 x 100x50 mm divider boxes	

ART.	Suitable for drawer H mm	components	
FBG18S50CD00203	105/150	3 x 100x50 mm divider boxes 2 x 150x75 mm divider boxes 1 x 150x150 mm divider box	



ART.	Suitable for drawer H mm	components	
MATSEP001	105/150	1 x FBG18S50CD00103 1 x FBG18S50CD00203 1 x FBG18S50DV00299	

ART.	Suitable for drawer H mm	components	
MATSEP002	105/150	1 x FBG18S50CD00103 2 x FBG18S50CD00203 1 x FBG18S50DV00299	



## RUBBER MAT

ART.	material	
FBG18S50TP00107	Polyester	



# WORK-WORK UP COMPONENTS

DIVIDING MATERIAL

W → 629 MM


36X27 EH



ART.	Suitable for drawer H mm	No. of transversal dividers	
<b>FBG18S63DV00199</b>	105/150	3	



ART.	Suitable for drawer H mm	No. of transversal dividers	No. of longitudinal dividers	
<b>FBG18S63DV00299</b>	105/150	1	1	



ART.	Suitable for drawer H mm	components	
<b>FBG18S63CD00103</b>	105/150	5 x 100x50 mm divider boxes	



ART.	Suitable for drawer H mm	components	
<b>FBG18S63CD00203</b>	105/150	2 x 75x75 mm divider boxes 2 x 150x75 mm divider boxes 2 x 150x150 mm divider boxes	



ART.	Suitable for drawer H mm	components	
<b>MATSEP003</b>	105/150	1 x FBG18S63CD00103 1 x FBG18S63CD00203 1 x FBG18S63DV00299	




ART.	Suitable for drawer H mm	components	
<b>MATSEP004</b>	105/150	1 x FBG18S63CD00103 2 x FBG18S63CD00203 1 x FBG18S63DV00299	



**RUBBER MAT**

ART.	material	
<b>FBG18S63TP00107</b>	Polyester	



**CONFIGURE**



ART.	Wmm	D mm	H mm	KG	RAL
<b>WORK2015</b>	2007	704	2098	1000	7035+7016

Made up of:

qty.	description
1	Unassembled workbench with 3 mm steel worktop
1	Cabinet W=500 mm with 1 drawer H=150 mm and 1 door
2	Cabinet W=629 mm with 1 drawer H=150 mm and 1 door
1	Reversible tray shelf
2	Reversible sanitiser-bottle holder
1	Roll holder kit with Ø 130 mm roll
1	Kit with 3 dual-slotted uprights
2	Kit with 3 perforated panels/shelves with 2 box-stop edges
1	Kit with 3 inclined supports with 2 tracks
2	Schuko 2-socket power strip

qty.	description
2	Schuko 4-socket power strip
1	Differential magnetic-thermal circuit breaker
1	Wieland Schuko/FR connection cable
2	Support for 2-socket power strip
2	Support for 4-socket power strip
1	Support for residual current device
2	Angled 2-space spray-can holder
6	Unipok tool hook - 30-piece pack
2	Bar mount with 3 Picking Box containers size 2
1	Double lamp

# WORK UP



**CONFIGURE**



**PATENTED\***

ART.	W mm	D mm	H mm	KG	RAL
<b>WORK1513</b>	1500	750	1977/2352	1000	7035+7016

Made up of:

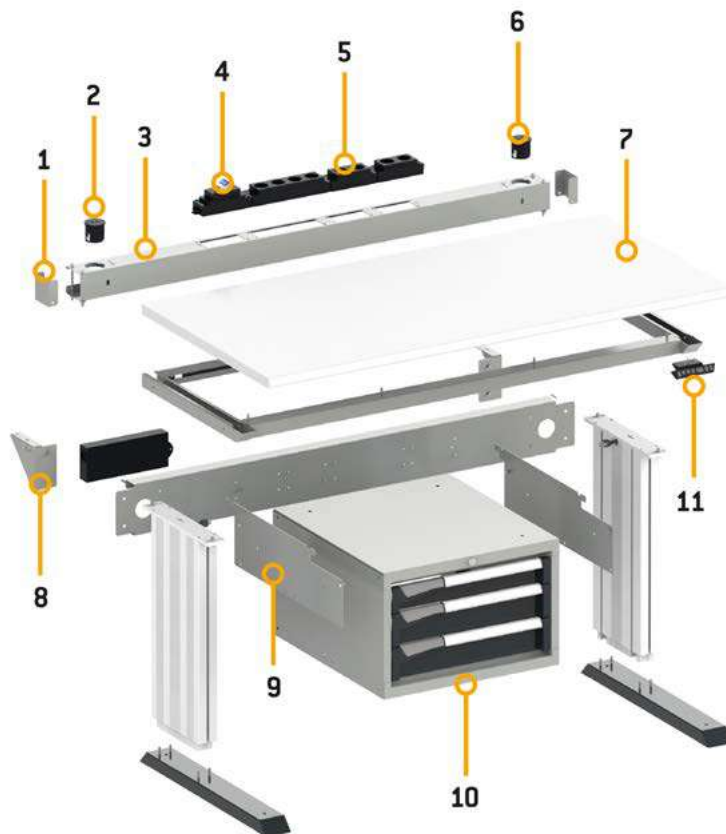
qty.	description
1	Unassembled adjustable workbench with 30 mm multiplex worktop
1	Cabinet W=629 mm with 4 drawers H=105 mm
1	Cabinet W=629 mm with 1 door and 1 adjustable shelf
1	Bottom panel for cabinet W=629 mm
2	Perforated side panel
1	Kit with 2 dual-slotted uprights for workbenches
1	Kit with 3 perforated panels/shelves with 2 box-stop edges
1	Kit with 2 inclined supports with track
1	Supplementary track with fittings
1	Compressed air set with flow balancing device and filter
1	Schuko 2-socket power strip

qty.	description
1	Schuko 4-socket power strip
1	Wieland Schuko/FR connection cable
1	Support for 2-socket power strip
1	Support for 4-socket power strip
1	Large reversible shelf
1	First-aid kit
2	Angled 2-space spray-can holder
1	Bin with 30 l capacity
3	Unipok tool hook - 30-piece pack
2	Bar mount with 3 Picking Box containers size 2
3	Kit with 2 Picking Box containers size 3A2
1	Double lamp

■ ■ ■  
RAL 7035 + RAL 7016

KG  
LOAD CAPACITY


# DYNAMIC WORKBENCHES



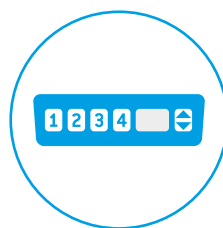
- |  |                          |
|--|--------------------------|
| 1. End cap                                       | 7. Laminate worktop      |
| 2. USB data port                                 | 8. Corner element        |
| 3. Frame   | 9. Support               |
| 4. Differential magnetic-thermal circuit breaker | 10. Cabinet with drawers |
| 5. Power strips                                  | 11. Keypad               |
| 6. USB charger                                   |                          |



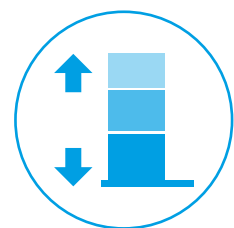
WORKBENCH LOAD-BEARING  
CAPACITY 400 KG



LAMINATE WORKTOP



KEYPAD WITH 3 MEMORIES



ELECTRONICALLY  
ADJUSTABLE HEIGHT

# DYNAMIC



**CONFIGURE**



**PATENTED\***

ART.	Wmm	Dmm	Hmm	KG	RAL
<b>DYNAMIC1504</b>	1497	780	740/1140	400	7035+7016

Made up of:

qty.	description
1	Electrically adjustable unassembled workbench
1	Cabinet W=560 mm with 3 drawers 1x75 2x100
1	Additional power strip frame with end caps and corner elements
1	Pair of supports for cabinet
2	Schuko 2-socket power strip

qty.	description
1	Schuko 4-socket power strip
1	Differential magnetic-thermal circuit breaker
1	Wieland connection cable with in/out plugs
1	Wieland Schuko/FR connection cable
1	USB data port
1	USB charging port



RAL 7035 + RAL 7016



LOAD CAPACITY

# DYNAMIC



**CONFIGURE**



ART.	W mm	D mm	H mm	KG	RAL
<b>DYNAMIC1501</b>	1497	780	1983/2383	400	7035+7016

Made up of:

qty.	description	qty.	description
1	Electrically adjustable unassembled workbench	2	Single lamp
1	Cabinet W=560 mm with 3 drawers 1x75 2x100	1	Supplementary track with fittings
2	Perforated panel/shelf with box-stop edge	1	USB charging port
1	Kit with 2 dual-slotted uprights for workbenches	1	USB data port
1	Kit with 2 inclined supports with track	1	Wieland Schuko/FR connection cable
1	Electric perforated panel	1	Differential magnetic-thermal circuit breaker
1	Double lamp	1	Schuko 4-socket power strip
1	Pair of supports for cabinet	2	Schuko 2-socket power strip
1	Additional power strip frame with end caps and corner elements	36	Picking Box polypropylene container size 2



CONFIGURE



PATENTED\*



ART.	W mm	D mm	H mm	KG	RAL
<b>DYNAMIC1503</b>	1497	780	1983/2383	400	7035+7016

Made up of:

qty.	description
1	Electrically adjustable unassembled workbench
1	Cabinet W=500 mm with 1 drawer H=150 mm
1	Supplementary track with fittings
1	Perforated panel/shelf
2	Perforated panel/shelf with box-stop edge
1	Kit with 2 dual-slotted uprights for workbenches
1	Kit with 2 inclined supports with track
1	Reversible tray shelf
1	Unipok tool hook - 30-piece pack
1	Cover for cabinet W=500 mm
2	Schuko 2-socket power strip
1	Schuko 4-socket power strip
1	Differential magnetic-thermal circuit breaker
1	Wieland Schuko/FR connection cable
1	USB data port
1	USB charging port
1	Electric perforated panel
1	Double lamp
3	Single lamp
1	Additional power strip frame with end caps and corner elements
1	Pair of supports for cabinet
36	Picking Box polypropylene container size 2

CONFIGURE



PATENTED\*



ART.	W mm	D mm	H mm	KG	RAL
<b>DYNAMIC1502</b>	1497	780	1983/2383	400	7035+7016

Made up of:

qty.	description
1	Electrically adjustable unassembled workbench
2	Wall unit with door
1	Supplementary track with fittings
2	Perforated panel/shelf with box-stop edge
1	Kit with 2 dual-slotted uprights for workbenches
1	Kit with 2 inclined supports with track
1	Electric perforated panel
1	Schuko 4-socket power strip
1	Differential magnetic-thermal circuit breaker
1	Wieland Schuko/FR connection cable
1	USB data port
1	USB charging port
1	Reversible tray shelf
1	Double lamp
1	Single lamp
1	Additional power strip frame with end caps and corner elements
2	Schuko 2-socket power strip
18	Picking Box polypropylene container size 2



RAL 7035 + RAL 7016



LOAD CAPACITY



# DYNAMIC COMPONENTS

**400 KG**



**HEIGHT-ADJUSTABLE**



**SUPPLIED UNASSEMBLED**



## BASE WORKBENCH WITH REVERSIBLE CROSSPIECE

ART.	W mm	D mm	H mm	RAL
<b>FLE0970EOPD</b>	985	700	740/1140	7035+7016
<b>FLE1470EOPD</b>	1470	700	740/1140	7035+7016

### 1. Reversible crosspiece



The workbench is equipped with legs with electronic height adjustment. The height can vary from minimum 740 mm to maximum 1140 mm.



The numerical keypad allows for controlling the workbench adjustment mechanism. In addition to modifying the worktop's height, it also has 3 positioning memories for rapidly modifying the height of the workbench to the user's requirements.

### FRONT VIEW OF THE CROSSPIECE



### REAR VIEW OF THE CROSSPIECE



The workbench's crosspiece has incisions for fitting the power sockets and the Iron Team Electric residual current devices. The number of incisions varies in relation to the chosen size. The various components can be installed both on the rear and on the front side of the crosspiece.

The Iron Team Electric devices are not included with the crosspiece.

### CROSSPIECE SOCKETS DIAGRAM

**1000**



- 1
- 2
- 3
- 5
- 1

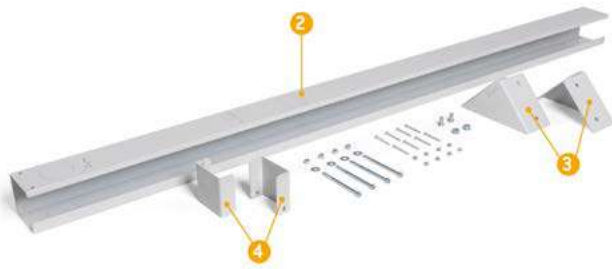
**1500**



- 1
- 2
- 3
- 4
- 5
- 1

- 1 hole for cables
- 2 magnetic-thermal circuit breaker
- 3 2-socket powerstrip
- 4 4-socket powerstrip
- 5 control unit


# DYNAMIC COMPONENTS



## ADDITIONAL POWER STRIP FRAME WITH END CAPS AND CORNER ELEMENTS

ART.	Wmm	D mm	Hmm	RAL
FBL46600008	1014	130	208	7035
FBL46650008	1499	130	208	7035

1. Reversible crosspiece
2. Frame
3. Corner elements
4. End caps



TOP VIEW OF THE FRAME



BOTTOM VIEW OF THE FRAME

To assemble the Work Look upright, it is necessary to install the additional frame.



The reversible frame for the workbench has incisions for fitting the power sockets and the Iron Team Electric residual current devices. The number of incisions varies in relation to the chosen size. The various components can be installed both on the top and on the bottom side of the reversible frame.

The Iron Team Electric devices are not included with the additional frame.

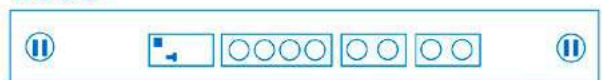
## FRAME SOCKETS DIAGRAM

1000



- 1
- 2
- 4
- 3
- 3
- 5

1500



- 1
- 2
- 4
- 3
- 3
- 5

1 USB data

2 magnetic-thermal circuit breaker

3 2-socket power strip

4 4-socket power strip

5 USB charging port

RAL 7035

RAL 7035 + RAL 7016

LOAD CAPACITY



### CABINET WITH 3 DRAWERS



ART.	W mm	D mm	H mm	drawers				RAL	
				no.	h 75 mm	h 100 mm	KG		
MBR05SC010203PD	560	610	369	3	1	2	100-75-50	92-96-100%	7035+7016

### CABINET WITH 1 DRAWER



ART.	W mm	D mm	H mm	drawers				RAL
				no.	KG	h mm	h mm	
FBG03S50C0001PD	500	630	210	1	25	86%	150	7035+7016



### COVER FOR CABINET W=500 MM

For cabinet with 1 drawer

ART.	W mm	D mm	H mm	RAL
FBL66900008	496	601	2	7035



### PAIR OF SUPPORTS FOR CABINET

ART.	W mm	D mm	H mm	RAL
FBL46010008	2	648	181	7035

## IRON TEAM ELECTRIC



FBLET012007



FBLET004007



FBLET005007



FBLET016007



FBLET013007



FBLET020007



FBLET019007

see page 86

# DYNAMIC COMPONENTS



The Dynamic workbench with electronically adjustable height can be used to create a dynamic and ergonomic industrial workstation suited to applications in a variety of sectors. To maximise the user's comfort, Dynamic offers several solutions: cabinets with drawers, additional frames or crossbeams for electrical components, Work Look perforated panels. The legs with adjustable height are controlled through a practical numerical keypad. The height of the workbench can be varied to the millimetre between minimum 740 mm to maximum 1140 mm. The keypad can memorise three different heights to rapidly and easily adjust the worktop with a few steps.



1. 2-layer ESD mat
2. ESD schuko plug
3. Adjustable strap with button and cable
4. Cable with button

## 2-LAYER ESD MAT

ART.	W mm	D mm	H mm
<b>FAXTAPIER120XB</b>	900	600	2

## ESD SCHUKO PLUG

ART.	W mm	D mm	H mm
<b>FAXSCHUKOESD005</b>	52	52	72

## ADJUSTABLE STRAP WITH BUTTON AND CABLE

ART.	Cable length (m)
<b>FAXITE780419304</b>	2,5

## CABLE WITH BUTTON

ART.	W mm
<b>FAXITE7804885XB</b>	2500



RAL 7035



RAL 7035 + RAL 7016



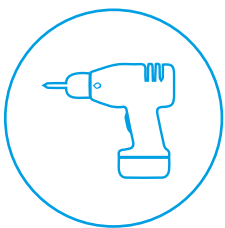

EXTRACTION



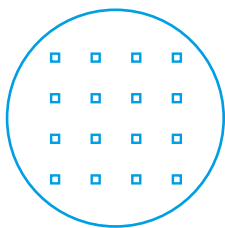
LOAD CAPACITY

# WORK LOOK


## TOOL WALLS



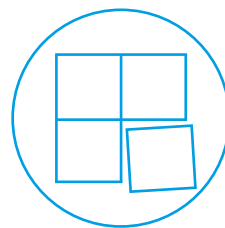
WALL-MOUNTED



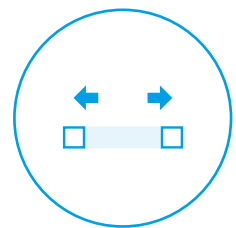
10X10 SQUARE HOLES



SUITABLE FOR WOOD  
AND STEEL WORKTOPS



MODULAR



38 MM PITCH



# WORK LOOK



CONFIGURE



ART.	W mm	D mm	H mm	KG	RAL
MASTERBR1507	1706	750	1985/2360	1000	7035+7016

Made up of:

qty.	description
1	Unassembled workbench with 40 mm multiplex worktop
1	Cabinet W=560 mm with 5 drawers 1x75 3x100 1x200
2	Top/bottom shelf W=560 mm
1	Left full door H=600 mm with Dark Grey handle
1	Internal shelf W=558 mm
1	Support for intermediate half-shelf
2	Perforated side panel
1	Under-cabinet LED strip
1	Pair of brackets for fastening wall unit to dual-slotted uprights
1	Wall unit with vasistas flip up opening without lock
1	Double lamp
1	Kit with 2 perforated panels/shelves with 1 box-stop edge
1	Kit with 2 inclined supports with track

qty.	description
1	Kit with 2 dual-slotted uprights for workbenches
1	Bin with 30 l capacity
1	Large reversible shelf
1	Bar mount with 4 Picking Box containers size 1
3	Unipok tool hook - 30-piece pack
2	Angled 2-space spray-can holder
1	Roll holder kit with Ø 130 mm roll
1	A4 document-holder pocket
1	Wieland Schuko/FR connection cable
1	Schuko 4-socket power strip
1	Schuko 2-socket power strip
1	Support for 4-socket power strip
1	Support for 2-socket power strip
1	Kit with 2 Picking Box containers size 3A2



LOAD CAPACITY



RAL 7035 + RAL 7016

# WORK LOOK




CHANGE THE APPEARANCE OF YOUR WORKBENCH AND MAKE IT SUITABLE FOR VARIOUS USES WITH WORK LOOK!

Depending on how you install it, you can use it as:

**a perforated panel, a horizontal shelf, an inclined shelf with box-stop edge.**




ART.	W mm	D mm	H mm	 uprights	RAL
<b>WORKLOOK1001</b>	1015	80	634	50	7035+7016
<b>WORKLOOK1002</b>	1015	80	634	50	5012

Made up of:

qty.	description
1	Kit with 2 dual-slotted uprights for workbenches
1	Kit with 2 perforated panels/shelves with 1 box-stop edge




ART.	W mm	D mm	H mm	 uprights	RAL
<b>WORKLOOK1003</b>	1015	80	938	50	7035+7016
<b>WORKLOOK1004</b>	1015	80	938	50	5012

Made up of:

qty.	description
1	Kit with 2 dual-slotted uprights for workbenches
1	Kit with 3 perforated panels/shelves with 2 box-stop edges




ART.	W mm	D mm	H mm	 uprights	RAL
<b>WORKLOOK1501</b>	1500	80	634	50	7035+7016
<b>WORKLOOK1502</b>	1500	80	634	50	5012

Made up of:

qty.	description
1	Kit with 2 dual-slotted uprights for workbenches
1	Kit with 2 perforated panels/shelves with 1 box-stop edge



ART.	W mm	D mm	H mm	 uprights	RAL
<b>WORKLOOK1503</b>	1500	80	938	50	7035+7016
<b>WORKLOOK1504</b>	1500	80	938	50	5012


Made up of:

qty.	description
1	Kit with 2 dual-slotted uprights for workbenches
1	Kit with 3 perforated panels/shelves with 2 box-stop edges



# WORK LOOK




ART.	W mm	D mm	H mm	 uprights	RAL
<b>WORKLOOK2001</b>	2000	80	634	50	7035+7016
<b>WORKLOOK2002</b>	2000	80	634	50	5012

Made up of:


qty.	description
1	Kit with 3 dual-slotted uprights
2	Kit with 2 perforated panels/shelves with 1 box-stop edge




ART.	W mm	D mm	H mm	 uprights	RAL
<b>WORKLOOK2003</b>	2000	80	938	50	7035+7016
<b>WORKLOOK2004</b>	2000	80	938	50	5012

Made up of:

qty.	description
1	Kit with 3 dual-slotted uprights
2	Kit with 3 perforated panels/shelves with 2 box-stop edges




ART.	W mm	D mm	H mm	 uprights	RAL
<b>WORKLOOK3001</b>	2970	80	634	50	7035+7016
<b>WORKLOOK3002</b>	2970	80	634	50	5012

Made up of:

qty.	description
1	Kit with 3 dual-slotted uprights
2	Kit with 2 perforated panels/shelves with 1 box-stop edge



ART.	W mm	D mm	H mm	 uprights	RAL
<b>WORKLOOK3003</b>	2970	80	938	50	7035+7016
<b>WORKLOOK3004</b>	2970	80	938	50	5012

Made up of:


qty.	description
1	Kit with 3 dual-slotted uprights
2	Kit with 3 perforated panels/shelves with 2 box-stop edges

## CONFIGURATION EXAMPLES



# WORK LOOK




ART.	W mm	D mm	H mm	 uprights	RAL
<b>WORKLOOK1005</b>	1015	373	1063	50	7035+7016
<b>WORKLOOK1006</b>	1015	373	1063	50	5012

Made up of:

qty.	description
1	Kit with 2 dual-slotted uprights for workbenches
1	Kit with 2 perforated panels/shelves with 1 box-stop edge
1	Wall unit with vasistas flip up opening without lock
1	Pair of brackets for fastening wall unit to dual-slotted uprights




ART.	W mm	D mm	H mm	 uprights	RAL
<b>WORKLOOK1007</b>	1015	373	1063	50	7035+7016
<b>WORKLOOK1008</b>	1015	373	1063	50	5012

Made up of:

qty.	description
1	Kit with 2 dual-slotted uprights for workbenches
1	Perforated panel/shelf with box-stop edge
1	Electric perforated panel
1	Wall unit with vasistas flip up opening without lock
1	Pair of brackets for fastening wall unit to dual-slotted uprights
1	Schuko 4-socket power strip
1	Wieland Schuko/FR connection cable




ART.	W mm	D mm	H mm	 uprights	RAL
<b>WORKLOOK1505</b>	1500	373	1063	50	7035+7016
<b>WORKLOOK1506</b>	1500	373	1063	50	5012

Made up of:

qty.	description
1	Kit with 2 dual-slotted uprights for workbenches
1	Kit with 2 perforated panels/shelves with 1 box-stop edge
1	Wall unit with vasistas flip up opening without lock
1	Pair of brackets for fastening wall unit to dual-slotted uprights



ART.	W mm	D mm	H mm	 uprights	RAL
<b>WORKLOOK1507</b>	1500	373	1063	50	7035+7016
<b>WORKLOOK1508</b>	1500	373	1063	50	5012


Made up of:

qty.	description
1	Kit with 2 dual-slotted uprights for workbenches
1	Perforated panel/shelf with box-stop edge
1	Electric perforated panel
1	Wall unit with vasistas flip up opening without lock
1	Pair of brackets for fastening wall unit to dual-slotted uprights
1	Schuko 4-socket power strip
1	Wieland Schuko/FR connection cable



# WORK LOOK




ART.	W mm	D mm	H mm	 uprights	RAL
<b>WORKLOOK2005</b>	2000	373	1063	50	7035+7016
<b>WORKLOOK2006</b>	2000	373	1063	50	5012

Made up of:

qty.	description
1	Kit with 3 dual-slotted uprights
2	Kit with 2 perforated panels/shelves with 1 box-stop edge
2	Wall unit with vasistas flip up opening without lock
2	Pair of brackets for fastening wall unit to dual-slotted uprights




ART.	W mm	D mm	H mm	 uprights	RAL
<b>WORKLOOK2007</b>	2000	373	1063	50	7035+7016
<b>WORKLOOK2008</b>	2000	373	1063	50	5012

Made up of:

qty.	description
1	Kit with 3 dual-slotted uprights
2	Perforated panel/shelf with box-stop edge
2	Electric perforated panel
2	Wall unit with vasistas flip up opening without lock
2	Pair of brackets for fastening wall unit to dual-slotted uprights
2	Schuko 4-socket power strip
1	Wieland connection cable with in/out plugs
1	Wieland Schuko/FR connection cable




ART.	W mm	D mm	H mm	 uprights	RAL
<b>WORKLOOK3005</b>	2970	373	1063	50	7035+7016
<b>WORKLOOK3006</b>	2970	373	1063	50	5012

Made up of:

qty.	description
1	Kit with 3 dual-slotted uprights
2	Kit with 2 perforated panels/shelves with 1 box-stop edge
2	Wall unit with vasistas flip up opening without lock
2	Pair of brackets for fastening wall unit to dual-slotted uprights



ART.	W mm	D mm	H mm	 uprights	RAL
<b>WORKLOOK3007</b>	2970	373	1063	50	7035+7016
<b>WORKLOOK3008</b>	2970	373	1063	50	5012

Made up of:

qty.	description
1	Kit with 3 dual-slotted uprights
2	Perforated panel/shelf with box-stop edge
2	Electric perforated panel
2	Wall unit with vasistas flip up opening without lock
2	Pair of brackets for fastening wall unit to dual-slotted uprights
2	Schuko 4-socket power strip
1	Wieland connection cable with in/out plugs
1	Wieland Schuko/FR connection cable



## CONFIGURATION EXAMPLES



LOAD CAPACITY



RAL 7035 + RAL 7016



RAL 5012

# WORK LOOK

## UPRIGHTS



### KIT WITH 2 DUAL-SLOTTED UPRIGHTS FOR WORKBENCHES

ART.	W mm	D mm	H mm	KG	suitable for workbench W mm	RAL	
FBL75301604	30	80	637	50	1000-1500	5012	
FBL75301639	30	80	637	50	1000-1500	7016	
FBL75351604	30	80	941	50	1000-1500	5012	
FBL75351639	30	80	941	50	1000-1500	7016	

### KIT WITH 3 DUAL-SLOTTED UPRIGHTS

ART.	W mm	D mm	H mm	KG	suitable for workbench W mm	RAL	
FBL75302104	30	80	637	50	2000-3000	5012	
FBL75302139	30	80	637	50	2000-3000	7016	
FBL75352104	30	80	941	50	2000-3000	5012	
FBL75352139	30	80	941	50	2000-3000	7016	

# WORK LOOK

## INCLINED SUPPORTS WITH BASE TRACK



### KIT WITH 2 INCLINED SUPPORTS WITH TRACK

ART.	W mm	D mm	H mm	RAL	
<b>FBL98102039</b>	1015	686	307	7016	
<b>FBL98102004</b>	1015	686	307	5012	

### KIT WITH 2 INCLINED SUPPORTS WITH TRACK

ART.	W mm	D mm	H mm	RAL	
<b>FBL98152039</b>	1500	686	307	7016	
<b>FBL98152004</b>	1500	686	307	5012	

### KIT WITH 3 INCLINED SUPPORTS WITH 2 TRACKS

ART.	W mm	D mm	H mm	RAL	
<b>FBL98202039</b>	2000	686	307	7016	
<b>FBL98202004</b>	2000	686	307	5012	

### KIT WITH 3 INCLINED SUPPORTS WITH 2 TRACKS

ART.	W mm	D mm	H mm	RAL	
<b>FBL98302039</b>	2970	686	307	7016	
<b>FBL98302004</b>	2970	686	307	5012	

### SUPPLEMENTARY TRACK WITH FITTINGS

ART.	W mm	D mm	H mm	material	
<b>FBL98101000</b>	1015	60	67	Aluminium	
<b>FBL98151000</b>	1500	60	67	Aluminium	

### COMPRESSED AIR SET WITH FLOW BALANCING DEVICE AND FILTER

ART.	
<b>FBL97200300</b>	

Complete with:

1 Ø 10 mm flexible cable

1 T connector (1/4") with cap (B)

2 stops

2 slide fittings

1 carabiner

1 balancing device with 1600 mm-long steel cable with a 1/2 kg load-bearing capacity

1 universal fitting (1/4") for tools (A)

1 spiralled pipe with 5,5 mm internal diameter

1 pipe with 5,5 mm internal diameter for purging the filter

1 regulator filter unit with pressure gauge – which can be used with a maximum pressure of 10 bar, its flow rate is roughly 9 litres per second (on point A) and 11 litres per second (on point B) with a 6.3 bar operating pressure (the flow rate can vary in relation to the technical features of the compressed air line to which the Fami plant is connected)

1/4" couplings



LOAD CAPACITY



RAL 7016



RAL 5012

# WORK LOOK

## PERFORATED PANELS/SHELF 953 MM



### PERFORATED PANEL/SHELF

ART.	W mm	D mm	H mm	Hole dim. mm	Pitch mm	RAL	
<b>FBL76160008</b>	953	31	304	10x10	38	7035	
<b>FBL76160004</b>	953	31	304	10x10	38	5012	



### KIT WITH 2 PERFORATED PANELS/SHELVES WITH 1 BOX-STOP EDGE

ART.	W mm	D mm	H mm	Hole dim. mm	Pitch mm	RAL	
<b>FBL76160208</b>	953	31	304	10x10	38	7035	
<b>FBL76160204</b>	953	31	304	10x10	38	5012	



### KIT WITH 3 PERFORATED PANELS/SHELVES WITH 2 BOX-STOP EDGES

ART.	W mm	D mm	H mm	Hole dim. mm	Pitch mm	RAL	
<b>FBL76160308</b>	953	31	304	10x10	38	7035	
<b>FBL76160304</b>	953	31	304	10x10	38	5012	



### PERFORATED PANEL/SHELF WITH BOX-STOP EDGE

ART.	W mm	D mm	H mm	Hole dim. mm	Pitch mm	RAL	
<b>FBL76170108</b>	953	60	456	10x10	38	7035	
<b>FBL76170104</b>	953	60	456	10x10	38	5012	



### ELECTRIC PERFORATED PANEL

ART.	W mm	D mm	H mm	Hole dim. mm	Pitch mm	RAL	
<b>FBL76180008</b>	953	31	152	10x10	38	7035	
<b>FBL76180004</b>	953	31	152	10x10	38	5012	

1. USB data port
2. Differential magnetic-thermal circuit breaker
3. 4-socket power strip
4. 2-socket power strip
5. USB charger



# WORK LOOK

## PERFORATED PANELS/SHELF 1438 MM



### PERFORATED PANEL/SHELF

ART.	W mm	D mm	H mm	Hole dim. mm	Pitch mm	RAL	
<b>FBL76310008</b>	1438	31	304	10x10	38	7035	
<b>FBL76310004</b>	1438	31	304	10x10	38	5012	



### KIT WITH 2 PERFORATED PANELS/SHELVES WITH 1 BOX-STOP EDGE

ART.	W mm	D mm	H mm	Hole dim. mm	Pitch mm	RAL	
<b>FBL76310208</b>	1438	31	304	10x10	38	7035	
<b>FBL76310204</b>	1438	31	304	10x10	38	5012	



### KIT WITH 3 PERFORATED PANELS/SHELVES WITH 2 BOX-STOP EDGES

ART.	W mm	D mm	H mm	Hole dim. mm	Pitch mm	RAL	
<b>FBL76310308</b>	1438	31	304	10x10	38	7035	
<b>FBL76310304</b>	1438	31	304	10x10	38	5012	



### PERFORATED PANEL/SHELF WITH BOX-STOP EDGE

ART.	W mm	D mm	H mm	Hole dim. mm	Pitch mm	RAL	
<b>FBL76320108</b>	1438	60	456	10x10	38	7035	
<b>FBL76320104</b>	1438	60	456	10x10	38	5012	



### ELECTRIC PERFORATED PANEL

ART.	W mm	D mm	H mm	Hole dim. mm	Pitch mm	RAL	
<b>FBL76330008</b>	1438	31	152	10x10	38	7035	
<b>FBL76330004</b>	1438	31	152	10x10	38	5012	

1. USB data port
2. Differential magnetic-thermal circuit breaker
3. 4-socket power strip
4. 2-socket power strip
5. USB charger





# WORK LOOK



ART.	RAL	
<b>WORKLOOK9001</b>	7035	



Made up of:

qty.	description
2	Perforated panel/shelf with box-stop edge
3	Perforated panel/shelf
5	Kit with panel wall-mounting brackets
1	Reversible tray shelf
1	Reversible sanitiser-bottle holder
1	Roll holder kit with roll Ø=240 mm
1	Glove dispenser
1	A4 document-holder pocket
2	Large reversible shelf

qty.	description
1	Bin with 30 l capacity
5	Unipok tool hook - 30-piece pack
1	Schuko 2-socket power strip
1	Schuko 4-socket power strip
1	Differential magnetic-thermal circuit breaker
1	Wieland Schuko/FR connection cable
1	Support for 2-socket power strip
1	Support for 4-socket power strip
1	Support for residual current device
2	Double lamp

## KIT WITH PANEL WALL-MOUNTING BRACKETS

ART.	Finish	
<b>FBL76000099</b>	Galvanised	




# WORK LOOK

## WALL UNITS



### WALL UNIT WITH VASISTAS FLIP UP OPENING WITHOUT LOCK

ART.	W mm	D mm	H mm	 KG	RAL
<b>FBL8005X000PD</b>	943	350	456	50	7035+7016
<b>FBL8005X00004</b>	943	350	456	50	5012
<b>FBL8010X000PD</b>	1428	350	456	50	7035+7016
<b>FBL8010X00004</b>	1428	350	456	50	5012


### LOCKSET FOR WALL UNIT

ART.
<b>FBL8020C00000</b>



### PAIR OF BRACKETS FOR FASTENING WALL UNIT TO DUAL-SLOTTED UPRIGHTS

ART.	W mm	D mm	H mm	RAL
<b>FBL802500008</b>	33	21	455	7035
<b>FBL802500004</b>	33	21	455	5012

 To be used for fastening the wall unit to the dual-slotted uprights



### UNDER-CABINET LED STRIP

Without on/off button

ART.	W mm	Colour temperature K	Watt	Hz	Lumen
<b>FBL99400213</b>	873	4000	15	50/60	1500
<b>FBL99450213</b>	1173	4000	20	50/60	2000



LOAD CAPACITY



RAL 7035 + RAL 7016



RAL 5012



RAL 7035

# WORK LOOK

## WALL-MOUNTED



### TOOL PANEL WITH ROUND HOLES

ART.	W mm	D mm	H mm	Hole Ø mm	Pitch mm	RAL	
<b>FBG39100008</b>	1003	15	850	4	21	7035	
<b>FBG39100004</b>	1003	15	850	4	21	5012	
<b>FBG39150008</b>	1503	15	850	4	21	7035	
<b>FBG39150004</b>	1503	15	850	4	21	5012	
<b>FBG39200008</b>	2003	15	850	4	21	7035	
<b>FBG39200004</b>	2003	15	850	4	21	5012	



### SHELF FOR TOOL PANELS

ART.	W mm	D mm	H mm	RAL	
<b>FBG39400008</b>	1000	154	126	7035	
<b>FBG39400004</b>	1000	154	126	5012	
<b>FBG39450008</b>	1500	154	126	7035	
<b>FBG39450004</b>	1500	154	126	5012	
<b>FBG39500008</b>	2000	154	126	7035	
<b>FBG39500004</b>	2000	154	126	5012	

# WORK LOOK

## WALL-MOUNTED



### HOOK WITH EYELET FOR PANEL WITH ROUND HOLES

ART.	Multiple of order	W mm	D mm	H mm	Hole Ø mm	Wire Ø mm	Pitch mm	Finish	
<b>FBG39700099</b>	25	60	24	30	17	3,5	21	Galvanised	



### HOOK WITH SUPPORT FOR PANEL WITH ROUND HOLES

ART.	Multiple of order	W mm	D mm	H mm	Wire Ø mm	Pitch mm	Finish	
<b>FBG39710099</b>	25	60	24	30	3,5	21	Galvanised	



### HOOK WITH SUPPORT FOR PANEL WITH ROUND HOLES

ART.	Multiple of order	W mm	D mm	H mm	Wire Ø mm	Pitch mm	Finish	
<b>FBG39720099</b>	25	110	24	30	3,5	21	Galvanised	



### HOOK WITH SUPPORT FOR PANEL WITH ROUND HOLES

ART.	Multiple of order	W mm	D mm	H mm	Wire Ø mm	Pitch mm	Finish	
<b>FBG39730099</b>	25	150	24	30	3,5	21	Galvanised	



# COMPONENTS



Watch the video!



# COMPONENTS



## TABLE WITH FOLDING LEGS

ART.	Overall dimensions when open			Overall dimensions when closed			Worktop material	KG	RAL
	W mm	D mm	H mm	W mm	D mm	H mm			
F22WWTABLE00039	1184	590	896	1100	590	60	Multiplex	400	7016



## KIT WITH 3 HOOKS FOR FASTENING THE TABLE VERTICALLY

ART.	W mm	D mm	H mm	KG	RAL
F22WWTABLEFIS39	152	81	92	25	7016

KG  
LOAD CAPACITY

RAL 7016

# COMPONENTS

## WORK CHAIRS



**ADJUSTABLE CHAIR WITH PNEUMATIC CYLINDER EQUIPPED WITH WHEELS**

ART.	W mm	D mm	material	Seat H mm	No. of wheels	colour	
FQZ22110007	600	600	Polyurethane	495/670	5	Black	



**ADJUSTABLE CHAIR WITH PNEUMATIC CYLINDER EQUIPPED WITH WHEELS**

ART.	W mm	D mm	material	Seat H mm	No. of wheels	colour	
FQZ12110007	600	600	Beech	470/645	5	Black	



**ADJUSTABLE CHAIR WITH PNEUMATIC CYLINDER EQUIPPED WITH FEET AND FOOTREST**

ART.	W mm	D mm	material	Seat H mm	No. of feet	No. of footrests	colour	
FQZ22200007	600	600	Polyurethane	535/785	5	1	Black	



# COMPONENTS

## FAMICARES



### SANITISINGTOTEM

ART.	W mm	D mm	H mm	Hole dim. mm	Pitch mm	RAL	
FBL76320208	650	377	1559	10x10	38	7035	

**IRONTEAM**

see page 80



FBLIT002039



FBLIT005039



FBLIT003039



FBLIT001039



FBLIT015039



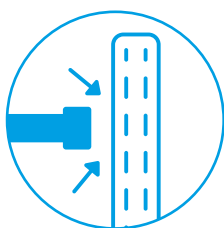
RAL 7035

# ERGO WORK

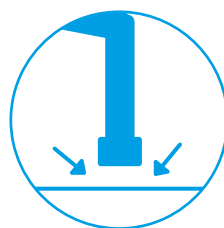
## SWIVEL ARMS



CONFIGURABLE



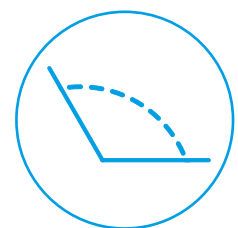
MOUNTING ON  
UPRIGHTS



MOUNTING ON  
WORKTOP



LOAD-BEARING  
CAPACITY 20 KG



ROTATION ANGLE  
240-260°

# ERGO WORK



CONFIGURE



PATENTED\*

ART.	W mm	D mm	H mm	KG	RAL
<b>DYNAMIC1506</b>	1497/3139	780	1983/2383	400	7035+7016

## Made up of:

qty.	description
1	Electrically adjustable unassembled workbench
1	Cabinet W=500 mm with 1 drawer H=150 mm
1	Cover for cabinet W=500 mm
1	Pair of supports for cabinet
1	Additional power strip frame with end caps and corner elements
1	Kit with 2 dual-slotted uprights for workbenches
1	Kit with 2 inclined supports with track
1	Double lamp
1	Supplementary track with fittings
1	Compressed air set with flow balancing device and filter
2	Perforated panel/shelf with box-stop edge
3	Single lamp
1	Perforated panel/shelf
1	Electric perforated panel
2	Unipok tool hook - 30-piece pack
1	Differential magnetic-thermal circuit breaker

qty.	description
1	Schuko 4-socket power strip
2	Schuko 2-socket power strip
1	USB charging port
1	USB data port
1	Wieland Schuko/FR connection cable
1	Glove dispenser
1	Reversible sanitiser-bottle holder
36	Picking Box polypropylene container size 2
4	Swivel arm for upright
1	Joint for plate
3	Monitor support plate with VESA standard
1	Panel for Picking Box
3	Bar mount with 4 Picking Box containers size 1
1	Panel for Visual Box
2	Visual Box cabinet with 6 drawers H=112 mm
1	Visual Box cabinet with 5 drawers H=164 mm
1	Inclined tray



LOAD CAPACITY



RAL 7035 + RAL 7016



RAL 7016



RAL 7035



## SWIVEL ARM WITH PICKING BOX

ART.	Wmm	D mm	H mm	RAL	
ERGOWORK002	760/515	470/283	356	7016	

Made up of:

qty.	description
1	Swivel arm for upright
1	Monitor support plate with VESA standard
1	Panel for Picking Box
3	Bar mount with 4 Picking Box containers size 1



## SWIVEL ARM WITH PICKING BOX

ART.	Wmm	D mm	H mm	RAL	
ERGOWORK003	826/515	470/348	356	7016	

Made up of:

qty.	description
1	Swivel arm for upright
1	Monitor support plate with VESA standard
1	Panel for Picking Box
1	Bar mount with 3 Picking Box containers size 2
1	Bar mount with 4 Picking Box containers size 1



## SWIVEL ARM WITH VISUAL BOX

ART.	Wmm	D mm	H mm	RAL	
ERGOWORK004	738/612	601/294	390	7016	

Made up of:

qty.	description
1	Swivel arm for upright
1	Monitor support plate with VESA standard
1	Panel for Visual Box
1	Visual Box cabinet with 5 drawers H=164 mm
2	Visual Box cabinet with 6 drawers H=112 mm



## MONITOR SUPPORT PLATE WITH BRACKETS

ART.	Wmm	D mm	H mm	RAL	
ERGOWORK014	225/129	119/225	225	7016	

Made up of:

qty.	description
1	Pair of L-shaped brackets
1	Joint for plate
1	Monitor support plate with VESA standard



# ERGO WORK



## PERFORATED PANEL WITH HINGES

ART.	W mm	D mm	H mm	RAL	
<b>ERGOWORK007</b>	647	50	479	7035	

Made up of:

qty.	description
1	Perforated panel/shelf with box-stop edge
1	Hinge kit for perforated panel



## SWIVEL ARM WITH INCLINED TRAY

ART.	W mm	D mm	H mm	RAL	
<b>ERGOWORK005</b>	674/522	425/470	194	7016	

Made up of:

qty.	description
1	Swivel arm for upright
1	Inclined tray



## SWIVEL ARM WITH MONITOR SUPPORT PLATE

ART.	W mm	D mm	H mm	RAL	
<b>ERGOWORK001</b>	652/330	225/225	225	7016	

Made up of:

qty.	description
1	Swivel arm for upright
1	Joint for plate
1	Monitor support plate with VESA standard



RAL 7035



RAL 7016

# ERGO WORK



**CONFIGURE**



ART.	Wmm	Dmm	Hmm	 without wheels	 wheel set	RAL	
<b>CLEVER1031</b>	1036	672	1428	300	300	7035	

Made up of:

qty.	description	qty.	description
1	Unassembled trolley without wheels	1	Profile with base for worktop
1	Wooden worktop with supports	1	Pair of L-shaped brackets
2	Perforated side panel	1	Joint for plate
1	Perforated rear panel	1	Monitor support plate with VESA standard
1	Pair of hinged doors	1	Non-marking synthetic rubber wheels kit 0 125 mm





### SWIVEL ARM WITH INCLINED TRAY

ART.	W mm	D mm	H mm	RAL	
<b>ERGOWORK013</b>	745/521	425/480	552	7016	

Made up of:

qty.	description
1	Profile with base for worktop
1	Swivel arm for profile
1	Inclined tray



### SWIVEL ARM WITH MONITOR SUPPORT PLATE

ART.	W mm	D mm	H mm	RAL	
<b>ERGOWORK009</b>	724/402	225/192	550	7016	

Made up of:

qty.	description
1	Profile with base for worktop
1	Swivel arm for profile
1	Joint for plate
1	Monitor support plate with VESA standard



### PROFILE WITH MONITOR SUPPORT PLATE

ART.	W mm	D mm	H mm	RAL	
<b>ERGOWORK008</b>	225/199	151/225	560	7016	

Made up of:

qty.	description
1	Profile with base for worktop
1	Pair of L-shaped brackets
1	Joint for plate
1	Monitor support plate with VESA standard



LOAD CAPACITY



RAL 7016



RAL 7035



### SWIVEL ARM WITH PICKING BOX

ART.	W mm	D mm	H mm	RAL	
<b>ERGOWORK010</b>	832/515	470/300	628	7016	

Made up of:

qty.	description
1	Profile with base for worktop
1	Swivel arm for profile
1	Monitor support plate with VESA standard
1	Panel for Picking Box
3	Bar mount with 4 Picking Box containers size 1



### SWIVEL ARM WITH PICKING BOX

ART.	W mm	D mm	H mm	RAL	
<b>ERGOWORK011</b>	898/515	470/365	628	7016	

Made up of:

qty.	description
1	Profile with base for worktop
1	Swivel arm for profile
1	Monitor support plate with VESA standard
1	Panel for Picking Box
1	Bar mount with 3 Picking Box containers size 2
1	Bar mount with 4 Picking Box containers size 1



### SWIVEL ARM WITH VISUAL BOX

ART.	W mm	D mm	H mm	RAL	
<b>ERGOWORK012</b>	808/601	601/275	668	7016	

Made up of:

qty.	description
1	Profile with base for worktop
1	Swivel arm for profile
1	Monitor support plate with VESA standard
1	Panel for Visual Box
1	Visual Box cabinet with 5 drawers H=164 mm
2	Visual Box cabinet with 6 drawers H=112 mm

# ERGO WORK



[CONFIGURE](#)

PATENTED\*

ART.	W mm	D mm	H mm	KG	RAL
<b>MASTERBR2008</b>	3347	750	1985/2360	1000	7035+7016

## Made up of:

qty.	description
1	Unassembled workbench with 40 mm multiplex worktop
1	Cover for multiplex worktop
1	Cabinet W=560 mm with 4 drawers 1x75 2x150 1x200
1	Cabinet W=560 mm configured for door with 1 adjustable shelf
1	Left full door H=600 mm with Dark Grey handle
2	Additional half-shelf W=560 mm
1	Kit with 2 dual-slotted uprights for workbenches
1	Kit with 2 inclined supports with track
1	Supplementary track with fittings
1	Double lamp
1	Kit with 3 perforated panels/shelves with 2 box-stop edges
1	Electric perforated panel
2	Schuko 2-socket power strip
1	Schuko 4-socket power strip

qty.	description
1	Differential magnetic-thermal circuit breaker
1	Wieland Schuko/FR connection cable
1	Reversible sanitiser-bottle holder
1	Glove dispenser
1	Roll holder kit with roll Ø=240 mm
4	Kit with 2 Picking Box containers size 3A2
2	Perforated panel/shelf with box-stop edge
2	Hinge kit for perforated panel
4	Bar mount with 4 Picking Box containers size 1
4	Bar mount with 3 Picking Box containers size 2
2	Profile with base for worktop
2	Swivel arm for profile
1	Inclined tray
1	Joint for plate
1	Monitor support plate with VESA standard



LOAD CAPACITY



RAL 7035 + RAL 7016



RAL 7016



RAL 7035



1. Monitor support plate with VESA standard
2. Joint for plate
3. Swivel arm for profile
4. Profile with base for worktop



1. Monitor support plate with VESA standard
2. Panel for Visual Box
3. Visual Box cabinet with 6 drawers H=112 mm
4. Swivel arm for upright



### SWIVEL ARM FOR UPRIGHT

ART.	W mm	D mm	H mm	Rotation angle °	material	KG	RAL
<b>FBL74100039</b>	580/330	72/97	158	240	Aluminium	20	7016



### SWIVEL ARM FOR PROFILE

To be used on profile with base for worktop

ART.	W mm	D mm	H mm	Rotation angle °	material	KG	RAL
<b>FBL74180039</b>	621/371	57/90	158	260	Aluminium	20	7016



### PROFILE WITH BASE FOR WORKTOP

ART.	W mm	D mm	H mm	suitable for	material	KG	RAL
<b>FBL74160039</b>	100	100	504	Multiplex worktop- MDF worktop with rubber coating	Aluminium	20	7016



### PANEL FOR VISUAL BOX

To be used with monitor support plate

ART.	W mm	D mm	H mm	Hole dim. mm	Pitch mm	KG	RAL
<b>FBL74150039</b>	601	31	313	10x10	38	20	7016

See Visual Box page 190



### MONITOR SUPPORT PLATE WITH VESA STANDARD

Can be oriented on one axis

ART.	W mm	D mm	H mm	RAL
<b>FBL74120039</b>	225	50	225	7016



### JOINT FOR PLATE

To be used with a monitor support plate to be oriented on two axes

ART.	W mm	D mm	H mm	RAL
<b>FBL74110039</b>	91	67	51	7016



### PAIR OF L-SHAPED BRACKETS

To be used with monitor support plate

ART.	W mm	D mm	H mm	RAL
<b>FBL74170039</b>	38	36	32	7016



### INCLINED TRAY

ART.	W mm	D mm	H mm	RAL
<b>FBL74130039</b>	425	308	135	7016



1. Inclined tray
2. Swivel arm for profile
3. Profile with base for worktop



LOAD CAPACITY



RAL 7016



### PANEL FOR PICKING BOX

To be used with monitor support plate

ART.	W mm	D mm	H mm	suitable for	KG	RAL
<b>FBL74140039</b>	470	12	356	Picking Box container size 1/2	20	7016




### BAR MOUNT WITH 4 PICKING BOX CONTAINERS SIZE 1

ART.	W mm	D mm	H mm	colour of containers
<b>FBLIT011000</b>	445	168	85	Darkgrey
<b>FBLIT012000</b>	445	168	85	Black



### BAR MOUNT WITH 3 PICKING BOX CONTAINERS SIZE 2

ART.	W mm	D mm	H mm	colour of containers
<b>FBLIT013000</b>	447	233	123	Darkgrey
<b>FBLIT014000</b>	447	233	123	Black



1. Bar mount with 4 Picking Box containers size 1
2. Panel for Picking Box
3. Monitor support plate with VESA standard
4. Swivel arm for upright





### PERFORATED PANEL/SHELF

ART.	W mm	D mm	H mm	Hole dim. mm	Pitch mm	RAL
<b>FBL76070008</b>	647	30	304	10x10	38	7035
<b>FBL76070004</b>	647	30	304	10x10	38	5012




### PERFORATED PANEL/SHELF WITH BOX-STOP EDGE

ART.	W mm	D mm	H mm	Hole dim. mm	Pitch mm	RAL
<b>FBL76080108</b>	647	60	456	10x10	38	7035
<b>FBL76080104</b>	647	60	456	10x10	38	5012



### HINGE KIT FOR PERFORATED PANEL

ART.	W mm	D mm	H mm	RAL
<b>FBL7600011F</b>	64	54	21	9002



1. Perforated panel/shelf with box-stop edge
2. Hinge kit for perforated panel



LOAD CAPACITY



RAL 5012



RAL 7016



RAL 7035

# ERGO WORK



[CONFIGURE](#)



ART.	W mm	D mm	H mm	KG	RAL
MASTERBR1509	1706/3016	750	1985/2360	500	7035+7016

Made up of:

qty.	description	qty.	description
1	Unassembled workbench with 40 mm multiplex worktop	3	Swivel arm for upright
1	Cabinet W=560 mm with 5 drawers 1x75 3x100 1x200	1	Joint for plate
2	Top/bottom shelf W=560 mm	2	Monitor support plate with VESA standard
1	Left full door H=600 mm with Dark Grey handle	1	Inclined tray
1	Internal shelf W=558 mm	1	Panel for Visual Box
1	Support for intermediate half-shelf	1	Visual Box cabinet with 5 drawers H=164 mm
2	Perforated side panel	2	Visual Box cabinet with 6 drawers H=112 mm
1	Kit with 2 dual-slotted uprights for workbenches	1	Bin with 30 l capacity
1	Kit with 2 perforated panels/shelves with 1 box-stop edge	2	Angled 2-space spray-can holder
1	Kit with 2 inclined supports with track	1	A4 document-holder pocket
1	Double lamp	1	Roll holder kit with Ø 130 mm roll
1	Wall unit with vasistas flip up opening without lock	3	Unipok tool hook - 30-piece pack
1	Under-cabinet LED strip	1	Bar mount with 4 Picking Box containers size 1
1	Pair of brackets for fastening wall unit to dual-slotted uprights	1	Bar mount with 3 Picking Box containers size 2



# ERGO WORK



**CONFIGURE**



ART.	W mm	D mm	H mm	KG	RAL
<b>DYNAMIC1505</b>	1497/1672	780	1983/2383	400	7035+7016

Made up of:

qty.	description	qty.	description
1	Electrically adjustable unassembled workbench	1	Differential magnetic-thermal circuit breaker
1	Cabinet W=500 mm with 1 drawer H=150 mm	1	Schuko 4-socket power strip
1	Cover for cabinet W=500 mm	2	Schuko 2-socket power strip
1	Pair of supports for cabinet	1	Wieland Schuko/FR connection cable
1	Additional power strip frame with end caps and corner elements	1	Pair of L-shaped brackets
1	Kit with 2 dual-slotted uprights for workbenches	1	Joint for plate
1	Pair of supports for perforated panel W=1000 mm	1	Monitor support plate with VESA standard
1	Kit with 2 inclined supports with track	2	Perforated panel/shelf with box-stop edge
1	Double lamp	2	Hinge kit for perforated panel
1	Kit with 3 perforated panels/shelves with 2 box-stop edges	2	Bar mount with 4 Picking Box containers size 1
1	Electric perforated panel	4	Bar mount with 3 Picking Box containers size 2
4	Kit with 2 Picking Box containers size 3A2	2	Angled 2-space spray-can holder



LOAD CAPACITY



RAL 7035 + RAL 7016



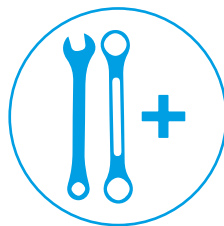
Watch the video!



MOUNTING ON WOOD



MOUNTING ON PERFORATED  
PANEL



SUITABLE FOR ALL TOOLS



MULTIPLE POSITIONS





**UNIPOK TOOL HOOK - 30-PIECE PACK**

Up to 30 tools can be mounted with 1 pack

ART.	pcs per pack	colour	
FBLIT009007	30	Black	

Unipok is the name of the new **universal hooks** from Fami, which use a screw-in system to allow positioning on perforated boards or wooden panels. Each Unipok hook can be positioned a different angle to mount tools with different shapes and dimensions. Free your imagination and optimise organisation of your wall or workbench-mounted perforated board and wooden board, making sure that everything is always close to hand!

Unipok makes organisation child's play!



Mounting on wood



Mounting on perforated panel

**WITH 4 POSITIONS FOR ENDLESS COMBINATIONS!**



# IRONTEAM

## UNIVERSAL ACCESSORIES




MOUNTING ON WOOD



MOUNTING ON PERFORATED  
PANEL



WALL-MOUNTED



FASTENING SET FOR WOOD  
AND PERFORATED PANEL  
INCLUDED





**ANGLED 2-SPACE SILICONE HOLDER**

ART.	Wmm	Dmm	Hmm	Hole Ømm	RAL
FBLIT008039	150	71	96	61	7016



**ANGLED 2-SPACE SPRAY-CAN HOLDER**

ART.	Wmm	Dmm	Hmm	Hole Ømm	RAL
FBLIT007039	188	111	172	70	7016



**6-SPACE SPRAY-CAN HOLDER**

ART.	Wmm	Dmm	Hmm	RAL
FBLIT010039	455	75	167	7016



**CONTAINER HOLDER KIT WITH HAND-WIPE CONTAINER**

ART.	RAL
FBLIT006039	7016



**ROLL HOLDER KIT WITH ROLL Ø=240 MM**

ART.	Wmm	Dmm	Hmm	RAL
FBLIT004039	297	275	270	7016



**ROLL HOLDER KIT WITH Ø 130 MM ROLL**

ART.	Wmm	Dmm	Hmm	RAL
FBLIT003039	257	135	168	7016



**REVERSIBLE SANITISER-BOTTLE HOLDER**

ART.	Wmm	Dmm	Hmm	RAL
FBLIT002039	113	100	62	7016




**GLOVE DISPENSER**

ART.	Wmm	Dmm	Hmm	RAL
FBLIT005039	247	81	132	7016



### MAGNET COMPLETE WITH CLIP AND SCREW – 10-PIECE PACK

ART.	pcs per pack	Ø mm	Finish
FBL95410000	10	20	Galvanised



### CURVED HOOK

ART.	multiple order qty	Ø mm	W mm	D mm	H mm	Finish
CMV10001	10	5	43	20	45	Galvanised



### ANGLED HOOK

ART.	multiple order qty	Ø mm	W mm	D mm	H mm	Finish
CMV10016	10	5	40	50	45	Galvanised



### SCREWDRIVER HOLDER

ART.	multiple order qty	W mm	D mm	H mm	Finish
CMV10022	10	35	38	45	Galvanised



### SIMPLE HOOK

ART.	multiple order qty	Ø mm	W mm	D mm	H mm	Finish
CMV10036	10	6	35	50	55	Galvanised



### WALL UNIT WITH DOOR

ART.	W mm	D mm	H mm	KG	RAL
FBL8015C000PD	460	250	456	25	7035+7016
FBL8015C00004	460	250	456	25	5012



Example of wall unit application on Work Look panel with Iron Team power sockets. The wall unit is supplied without the back.



**BAR MOUNT WITH 4 PICKING BOX CONTAINERS SIZE 1**

ART.	Wmm	Dmm	Hmm	colour of containers
FBLIT011000	445	168	85	Dark grey
FBLIT012000	445	168	85	Black



**BAR MOUNT WITH 3 PICKING BOX CONTAINERS SIZE 2**

ART.	Wmm	Dmm	Hmm	colour of containers
FBLIT013000	447	233	123	Dark grey
FBLIT014000	447	233	123	Black



**BAR MOUNT FOR PICKING BOX CONTAINERS SIZE 1/2**

ART.	Wmm	Dmm	Hmm	Finish
FBLIT020099	445	9	85	Galvanised



**KIT FOR CONTAINER HOLDER**

ART.	Strap Lmm	RAL
FBLIT018039	910	7016



**A4 DOCUMENT-HOLDER POCKET**

ART.	Wmm	Dmm	Hmm	RAL
FBLIT001039	365	68	187	7016



**FIRST-AID KIT**

ART.	Wmm	Dmm	Hmm
FBLIT024000	256	90	190



**MOUNT FOR EXTINGUISHER WITH 2 KG FIRE EXTINGUISHER**

ART.	Wmm	Dmm	Hmm
FBLIT023000	115	115	400



**MOUNT FOR CABLES**

ART.	Wmm	Dmm	Hmm	RAL
FBLIT019039	220	95	101	7016





### MONITOR SUPPORT PLATE WITH BRACKETS

ART.	Wmm	Dmm	Hmm	RAL	
<b>ERGOWORK014</b>	225/129	119/225	225	7016	

Made up of:

qty.	description
1	Pair of L-shaped brackets
1	Joint for plate
1	Monitor support plate with VESA standard



### BIN WITH 30 L CAPACITY

ART.	Wmm	Dmm	Hmm	L	RAL	
<b>FBLIT025039</b>	387	277	394	30	7016	



### CASE WITH CONTAINERS

ART.	Wmm	Dmm	Hmm	
<b>FBLIT022001</b>	440	350	80	

### TOOL CASE HOLDER KIT

ART.	RAL	
<b>FBLIT021039</b>	7016	





**SMALL REVERSIBLE SHELF**

ART.	Wmm	Dmm	Hmm	RAL
FBLIT017039	303	317	144	7016



**LARGE REVERSIBLE SHELF**

ART.	Wmm	Dmm	Hmm	RAL
FBLIT016039	455	317	144	7016



**KIT WITH 2 PICKING BOX CONTAINERS SIZE 3A2**

ART.	Wmm	Dmm	Hmm	colour
FBLIT027001	200	350	145	Darkgrey



**KIT WITH 10 CONTAINERS**

ART.
FBLIT028000



**REVERSIBLE TRAY SHELF**

ART.	Wmm	Dmm	Hmm	RAL
FBLIT015039	455	160	40	7016



**DRILL-BIT HOLDER**

ART.	Wmm	Dmm	Hmm	Finish
FBLIT0260ZZ	155	84	39	Stainless steel

The tool-head block can be used inside the reversible tray shelf





### SUPPORT FOR RESIDUAL CURRENT DEVICE

ART.	W mm	D mm	H mm	RAL
FBLET003039	159	32	92	7016



### DIFFERENTIAL MAGNETIC-THERMAL CIRCUIT BREAKER 2P+E 16A, 30mA TYPE A

ART.	W mm	D mm	H mm	colour
FBLET012007	159	59	90	Black



### SUPPORT FOR 2-SOCKET POWER STRIP

ART.	W mm	D mm	H mm	RAL
FBLET001039	148	32	92	7016



### 2-SOCKET POWER STRIP

ART.	W mm	D mm	H mm	Type of socket	colour
FBLET004007	148	59	46	Schuko	Black
FBLET006007	148	59	46	Swiss	Black
FBLET008007	148	59	46	British	Black
FBLET010007	148	59	46	French	Black



### SUPPORT FOR 4-SOCKET POWER STRIP

ART.	W mm	D mm	H mm	RAL
FBLET002039	249	32	92	7016



### 4-SOCKET POWER STRIP

ART.	W mm	D mm	H mm	Type of socket	colour
FBLET005007	248	59	46	Schuko	Black
FBLET007007	248	59	46	Swiss	Black
FBLET009007	248	59	46	British	Black
FBLET011007	248	59	46	French	Black





**WIELAND CONNECTION CABLE WITH IN/OUT PLUGS**

ART.	Wmm	Dmm	Hmm	colour
<b>FBLET013007</b>	200	28	13	Black



**WIELAND CONNECTION CABLE**

ART.	Wmm	Dmm	Hmm	Plug type	colour
<b>FBLET016007</b>	3000	50	50	Schuko/ French	Black
<b>FBLET017007</b>	3000	50	50	British	Black
<b>FBLET018007</b>	3000	50	50	Swiss	Black



**WIELAND H-SHAPED DISTRIBUTION BLOCK WITH 2 OUTPUTS**

ART.	Wmm	Dmm	Hmm	colour
<b>FBLET015007</b>	60	35	35	Black



**WIELAND CONNECTION CABLE WITH IN/OUT PLUGS**

ART.	Wmm	Dmm	Hmm	colour
<b>FBLET014007</b>	1500	28	13	Black





### USB DATA PORT

ART.	Ø mm	Wmm	Hmm	colour
<b>FBLET019007</b>	59	70	54	Black



### USB CHARGING PORT

ART.	Ø mm	Wmm	Hmm	colour
<b>FBLET020007</b>	59	70	54	Black





### SINGLE LAMP

Without on/off button

ART.	W mm	Colour temperature K	Watt	Hz	Lumen	RAL
<b>FBL99400008</b>	955	4000	15	50/60	1500	7035
<b>FBL99450008</b>	1440	4000	20	50/60	2000	7035



### DOUBLE LAMP

Without on/off button

ART.	W mm	Colour temperature K	Watt	Hz	Lumen	RAL
<b>FBL99400108</b>	955	4000	15	50/60	1500	7035
<b>FBL99450108</b>	1440	4000	20	50/60	2000	7035



Example of mounting on overhead rails



Example of mounting on perforated panel using brackets



Example of mounting with magnets



# MASTER DE - FLEXA


## CABINETS WITH DRAWERS




The drawers of Fami tool cabinets have a perforated bottom and side slots for customising the internal arrangement of the drawer with the dividing elements.




DRAWER LOAD-BEARING  
CAPACITY FROM 50 TO 100  
KG



PERFORATED DRAWERS



BALL BEARINGS



KEY-OPERATED CLOSURE



# MASTER DE



Full extension  
**100%**



Load-bearing capacity up to  
**100 kg**



## CUSTOMISABLE HANDLES



### A WEALTH OF INFORMATION

Add barcodes, labels or images to handles for quick **identification** of the **contents** of each individual **drawer**.

## ENHANCED VISUAL CONE



### FULL VIEW OF CONTENTS

The extension range and shape of the cabinet ensure a **full view** of the **contents** of upper **drawers**.

## FULL EXTENSION



### FREE TO CONFIGURE

**Change** the drawer's **extension** quickly and easily to **increase the load-bearing capacity up to 100 kg**.

## HIGH-PERFORMANCE RUNNERS



### QUICK MOVEMENT WITHOUT PROBLEMS

The runners as long as the drawers allow the **bearing** to be moved to the **front** of the cabinet, thus increasing the **visibility**, **load-bearing capacity** and **extension**.


## PERFORATED DRAWERS



### ORGANISATION DOWN TO THE MILLIMETRE

Holes and slots on the drawers make it easier to add **internal dividers** for **optimally arranging** tools and materials.

# FLEXA



Full extension  
**100%**



Load capacity  
**70 kg**



# MASTER DE 36x36 EH

DRAWER UNIT W=714 MM - FULL-EXTENSION DRAWERS



CONFIGURE



CONFIGURE



ART.	Wmm	Dmm	H mm	drawers										RAL	
				no.	h 50 mm	h 75 mm	h 100 mm	h 150 mm	h 200 mm	h 300 mm	KG				
D33A100C0100104	714	726	1000	6	-	-	-	6	-	-	100-75-50	92-96-100%	5012		
D33A100C0100108	714	726	1000	6	-	-	-	6	-	-	100-75-50	92-96-100%	7035		
D33A100C01001PD	714	726	1000	6	-	-	-	6	-	-	100-75-50	92-96-100%	7035+7016		
D33A100C0100204	714	726	1000	7	1	2	2	-	1	1	100-75-50	92-96-100%	5012		
D33A100C0100208	714	726	1000	7	1	2	2	-	1	1	100-75-50	92-96-100%	7035		
D33A100C01002PD	714	726	1000	7	1	2	2	-	1	1	100-75-50	92-96-100%	7035+7016		



CONFIGURE



CONFIGURE



ART.	Wmm	Dmm	H mm	drawers										RAL	
				no.	h 50 mm	h 75 mm	h 100 mm	h 150 mm	h 200 mm	KG					
D33A100C0100304	714	726	1000	8	1	2	2	2	1	100-75-50	92-96-100%	5012			
D33A100C0100308	714	726	1000	8	1	2	2	2	1	100-75-50	92-96-100%	7035			
D33A100C01003PD	714	726	1000	8	1	2	2	2	1	100-75-50	92-96-100%	7035+7016			
D33A100C0100404	714	726	1000	9	-	-	9	-	-	100-75-50	92-96-100%	5012			
D33A100C0100408	714	726	1000	9	-	-	9	-	-	100-75-50	92-96-100%	7035			
D33A100C01004PD	714	726	1000	9	-	-	9	-	-	100-75-50	92-96-100%	7035+7016			



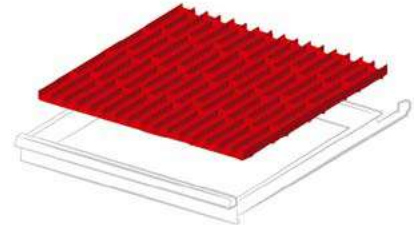
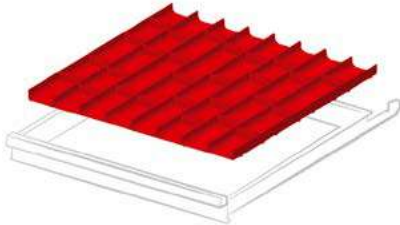
# MASTER DE 36x36 EH COMPONENTS

DIVIDING MATERIAL FOR CABINET WITH DRAWERS W=714 MM



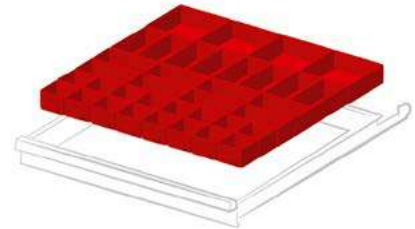
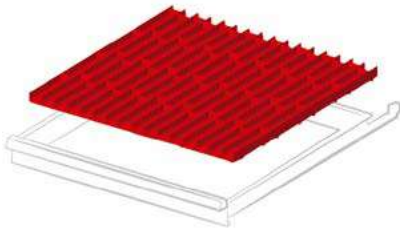
3-EDGE TOP SHELF COATED WITH PVC

ART.	W mm	D mm	H mm	colour
M33T023AG003107	715	729	31	Black



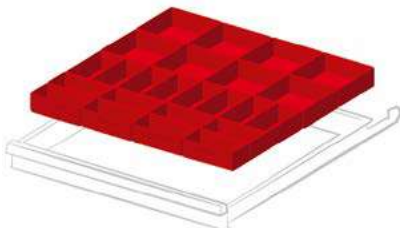
ART.	Suitable for drawer H mm	components
FFH20051500	50/300	35 x transversal dividers W=73 mm 16 x 2-channel dividers

ART.	Suitable for drawer H mm	components
FFH20051600	50/300	50 x transversal dividers W=47 mm 16 x 3-channel dividers



ART.	Suitable for drawer H mm	components
FFH20051700	50/300	65 x transversal dividers W=36 mm 16 x 4-channel dividers

ART.	Suitable for drawer H mm	components
FFH20051200	50	16 x 75x75 mm divider boxes
FFH20071200	75	16 x 150x75 mm divider boxes 4 x 150x150 mm divider boxes



ART.	Suitable for drawer H mm	components
FFH20051300	50	16 x 150x75 mm divider boxes
FFH20071300	75	8 x 150x150 mm divider boxes
FFH20101300	100/125	

ART.	Suitable for drawer H mm	components
FFH20050600	50	
FFH20070600	75	
FFH20100600	100/125	2 x longitudinal slotted dividers W=610 mm
FFH20150600	150/175	3 x transversal dividers W=202 mm
FFH20200600	200/250	
FFH20300600	300	



EXTRACTION



LOAD CAPACITY



RAL 7035 + RAL 7016



RAL 5012



RAL 7035

# MASTER DE 54x36 EH

DRAWER UNIT W=1020 MM - FULL-EXTENSION DRAWERS



ART.	Wmm	Dmm	Hmm	drawers				RAL
				no.	h 150 mm	KG		
D53A100C0100104	1020	726	1000	6	6	100-75-50	92-96-100%	5012
D53A100C0100108	1020	726	1000	6	6	100-75-50	92-96-100%	7035
D53A100C01001PD	1020	726	1000	6	6	100-75-50	92-96-100%	7035+7016



ART.	W mm	Dmm	Hmm	drawers							KG		RAL
				no.	h 50 mm	h 75 mm	h 100 mm	h 150 mm	h 200 mm	h 300 mm			
D53A100C0100204	1020	726	1000	7	1	2	2	-	1	1	100-75-50	92-96-100%	5012
D53A100C0100208	1020	726	1000	7	1	2	2	-	1	1	100-75-50	92-96-100%	7035
D53A100C01002PD	1020	726	1000	7	1	2	2	-	1	1	100-75-50	92-96-100%	7035+7016
D53A100C0100304	1020	726	1000	8	1	2	2	2	1	-	100-75-50	92-96-100%	5012
D53A100C0100308	1020	726	1000	8	1	2	2	2	1	-	100-75-50	92-96-100%	7035
D53A100C01003PD	1020	726	1000	8	1	2	2	2	1	-	100-75-50	92-96-100%	7035+7016


# MASTER DE 54x36 EH COMPONENTS

DIVIDING MATERIAL FOR CABINET WITH DRAWERS W=1020 MM



## 3-EDGE TOP SHELF COATED WITH PVC

ART.	Wmm	Dmm	Hmm	colour
M53T023AG003107	1021	729	31	Black



ART.	Suitable for drawer H mm	components
FFH50050800	50	12 x 150x75 mm divider boxes
FFH50070800	75	18 x 150x150 mm divider boxes
FFH50100800	100/125	

ART.	Suitable for drawer H mm	components
FFH50051900	50/300	30 x transversal dividers W=36 mm 10 x transversal dividers W=47 mm 8 x 3-channel dividers 16 x 4-channel dividers



ART.	Suitable for drawer H mm	components
FFH50051700	50	20 x 75x75 mm divider boxes
FFH50071700	75	14 x 150x75 mm divider boxes 12 x 150x150 mm divider boxes

ART.	Suitable for drawer H mm	components
FFH50051800	50	
FFH50071800	75	24 x 150x150 mm divider boxes
FFH50101800	100/125	



ART.	Suitable for drawer H mm	components
FFH50051300	50	5 x longitudinal slotted dividers W=610 mm 12 x transversal dividers W=151 mm
FFH50071300	75	
FFH50101300	100/125	
FFH50151300	150/175	
FFH50201300	200/250	
FFH50301300	300	

ART.	Suitable for drawer H mm	components
FFH50050700	50	4 x longitudinal slotted dividers W=610 mm 2 x transversal dividers W=151 mm 3 x transversal dividers W=202 mm
FFH50070700	75	
FFH50100700	100/125	
FFH50150700	150/175	
FFH50200700	200/250	
FFH50300700	300	



EXTRACTION



LOAD CAPACITY



RAL 7035 + RAL 7016



RAL 5012



RAL 7035

# MASTER DE 54x36 EH

CABINET W=1020 MM



CONFIGURE



ART.	Wmm	Dmm	Hmm	No. of door pairs	No. of adjustable shelves	RAL	
D53A100C0100504	1020	726	1000	1	1	5012	
D53A100C0100508	1020	726	1000	1	1	7035	
D53A100C01005PD	1020	726	1000	1	1	7035+7016	



CONFIGURE



ART.	Wmm	Dmm	Hmm	No. of door pairs	Doormaterial	No. of adjustable shelves	RAL	
D53A100C0100604	1020	726	1000	1	Polycarbonate	1	5012	
D53A100C0100608	1020	726	1000	1	Polycarbonate	1	7035	
D53A100C01006PD	1020	726	1000	1	Polycarbonate	1	7035+7016	

# MASTER DE 54x36 EH COMPONENTS

DIVIDING MATERIAL FOR CABINET WITH DRAWERS W=1020 MM



## 3-EDGE TOP SHELF COATED WITH PVC

ART.	W mm	D mm	H mm	colour	
M53T023AG003107	1021	729	31	Black	



In the Master DE full extension is a standard feature.

  
RAL 7035 + RAL 7016

  
RAL 5012

  
RAL 7035

## DRAWER UNIT W=717 MM - FULL-EXTENSION DRAWERS



CONFIGURE



CONFIGURE



ART.	W mm	D mm	H mm	drawers							RAL
				no.	h 75 mm	h 100 mm	h 150 mm	h 200 mm	KG		
<b>FD109054PD</b>	717	600	1002	7	2	1	3	1	70	100%	7035+7016
<b>FD10905408</b>	717	600	1002	7	2	1	3	1	70	100%	7035
<b>FD10905404</b>	717	600	1002	7	2	1	3	1	70	100%	5012
<b>FD109056PD</b>	717	600	1002	9	-	9	-	-	70	100%	7035+7016
<b>FD10905608</b>	717	600	1002	9	-	9	-	-	70	100%	7035
<b>FD10905604</b>	717	600	1002	9	-	9	-	-	70	100%	5012



CONFIGURE



ART.	W mm	D mm	H mm	KG	drawers					Wheels					RAL	
					no.	h 100 mm	h 200 mm	KG		Ø mm	H mm	material				
<b>FDG56001PD</b>	794	600	853	225	5	4	1	70	100%	100	128	Standard rubber	1	1	2	7035+7016
<b>FDG5600108</b>	794	600	853	225	5	4	1	70	100%	100	128	Standard rubber	1	1	2	7035
<b>FDG5600104</b>	794	600	853	225	5	4	1	70	100%	100	128	Standard rubber	1	1	2	5012



SWIVEL WHEEL



SWIVEL WHEEL WITH BRAKE



FIXED WHEEL





## DIVIDING MATERIAL FOR CABINET WITH DRAWERS W=717 MM



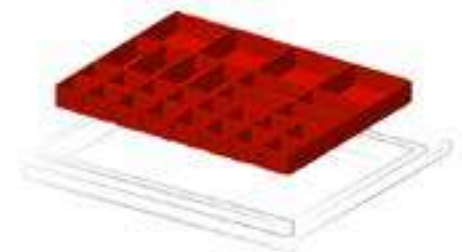
4-EDGE TOP SHELF COATED WITH PVC

ART.	W mm	D mm	H mm	colour
FDf99400107	717	602	22	Black



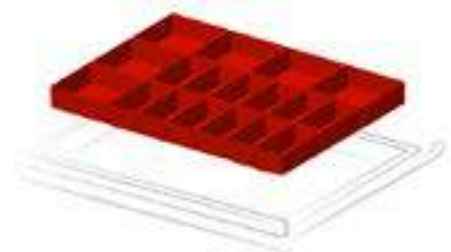
ART.	Suitable for drawer H mm	components
FFH10051000	50/300	3 x 3-channel dividers 9 x 4-channel dividers 12 x transversal dividers W=47 mm 36 x transversal dividers W=36 mm

ART.	Suitable for drawer H mm	components
FFH10051300	50/300	18 x transversal dividers W=47 mm 12 x transversal dividers W=73 mm 6 x 2-channel dividers 6 x 3-channel dividers



ART.	Suitable for drawer H mm	components
FFH10051500	50/300	20 x transversal dividers W=36 mm 20 x transversal dividers W=47 mm 6 x 3-channel dividers 5 x 4-channel dividers 1 x Allen key holder

ART.	Suitable for drawer H mm	components
FFH10071800	75	16 x 75x75 mm divider boxes 8 x 150x75 mm divider boxes 4 x 150x150 mm divider boxes



ART.	Suitable for drawer H mm	components
FFH10071600	75	12 x 150x75 mm divider boxes
FFH10101600	100/125	6 x 150x150 mm divider boxes

ART.	Suitable for drawer H mm	components
FFH10070500	75	2 x longitudinal slotted dividers W=457 mm
FFH10100500	100/125	3 x transversal dividers W=202 mm
FFH10150500	150/175	
FFH10200500	200/250	



EXTRACTION



LOAD CAPACITY



RAL 7035 + RAL 7016



RAL 5012



RAL 7035

## DIVIDING MATERIAL FOR CABINET WITH DRAWERS W=1023 MM



[CONFIGURE](#)




[CONFIGURE](#)



ART.	Wmm	Dmm	H mm	drawers							KG	%	RAL
				no.	h 75mm	h 100mm	h 150mm	h 200mm					
FDL109054PD	1023	600	1002	7	2	1	3	1	50	100%	7035+7016		
FDL10905408	1023	600	1002	7	2	1	3	1	50	100%	7035		
FDL10905404	1023	600	1002	7	2	1	3	1	50	100%	5012		
FDL109056PD	1023	600	1002	9	-	9	-	-	50	100%	7035+7016		
FDL10905608	1023	600	1002	9	-	9	-	-	50	100%	7035		
FDL10905604	1023	600	1002	9	-	9	-	-	50	100%	5012		




## DIVIDING MATERIAL FOR CABINET WITH DRAWERS W=1023 MM



3-EDGE TOP SHELF COATED WITH PVC

ART.	W mm	D mm	H mm	colour
<b>FDL91500107</b>	1024	601	30	Black



ART.	Suitable for drawer H mm	components
<b>FFH40051200</b>	50/300	15 x transversal dividers W=36 mm 10 x transversal dividers W=47 mm 6 x transversal dividers W=73 mm 6 x 2-channel dividers 6 x 3-channel dividers 6 x 4-channel dividers


ART.	Suitable for drawer H mm	components
<b>FFH40051500</b>	50/300	30 x transversal dividers W=36 mm 10 x transversal dividers W=47 mm 6 x 3-channel dividers 12 x 4-channel dividers



ART.	Suitable for drawer H mm	components
<b>FFH40071100</b>	75	18 x 150x150 mm divider boxes
<b>FFH40101100</b>	100/125	



ART.	Suitable for drawer H mm	components
<b>FFH40071300</b>	75	12 x 150x75 mm divider boxes 12 x 150x150 mm divider boxes
<b>FFH40101300</b>	100/125	



ART.	Suitable for drawer H mm	components
<b>FFH40071600</b>	75	20 x 75x75 mm divider boxes 14 x 150x75 mm divider boxes 6 x 150x150 mm divider boxes



ART.	Suitable for drawer H mm	components
<b>FFH40070500</b>	75	4 x longitudinal slotted dividers W=457 mm 2 x transversal dividers W=151 mm 3 x transversal dividers W=202 mm
<b>FFH40100500</b>	100/125	
<b>FFH40150500</b>	150/175	
<b>FFH40200500</b>	200/250	



EXTRACTION



LOAD CAPACITY



RAL 7035 + RAL 7016



RAL 5012



RAL 7035

CONFIGURE



### WHEELED COMPUTER CABINET

ART.	W mm	D mm	H mm	KG wheelset	RAL
<b>MASTERC01</b>	792	617	1731	450	7035

Made up of:

qty.	description
1	Lower cabinet with 1 drawer
1	Upper cabinet with polycarbonate door
1	Tubular handle
1	Flexible extractable shelf with Dark Grey handle
1	Socket support
1	Schuko 4-socket power strip
1	Wieland Schuko/FR connection cable
1	230 V fan without grille with Schuko plug
1	Nylon wheels kit Ø 100 mm



### UPPER CABINET WITH POLYCARBONATE DOOR

ART.	W mm	D mm	H mm	RAL
<b>FAS1450C01008</b>	714	247	650	7035

Equipped for inserting a monitor measuring up to 24"



### UPPER CABINET WITH SHUTTER

ART.	W mm	D mm	H mm	RAL
<b>FAS1450C02008</b>	714	247	650	7035

Equipped for inserting a monitor measuring up to 24"

CONFIGURE



### LOWER CABINET WITH 1 DRAWER

ART.	W mm	D mm	H mm	KG	No. of drawers	No. of keyboard trays	No. of adjustable shelves	RAL
<b>FAS1400C00508</b>	714	598	950	200	1	1	1	7035



keyboard tray



### KIT WITH WHEELS

ART.	Ø mm	KG	H mm	material			
FKRU1252101	125	300	155	Non-marking synthetic rubber	-	2	2
FKRV1001107	100	450	128	Nylon	1	1	2



SWIVEL WHEEL



SWIVEL WHEEL WITH BRAKE



FIXED WHEEL



### FLEXIBLE EXTRACTABLE SHELF WITH DARK GREY HANDLE 36X27 EH

ART.	useful dimensions		RAL
	W mm	D mm	
M32C05701101F39	602	449	7016



### TUBULAR HANDLE

ART.	W mm	D mm	H mm	RAL
M02R00000000007	484	80	46	9005



### ADJUSTABLE SHELF WITH SUPPORTS 36X27 EH

ART.	W mm	D mm	H mm	RAL
M32PR2500001139	663	560	52	7016



### 230 V FAN WITHOUT GRILLE WITH SCHUKO PLUG

ART.	W mm	D mm	H mm	colour
FAS32200100	125	44	125	Black



### 3-EDGE TOP SHELF COATED WITH PVC WITH CABLE HOLE 36X27 EH


ART.	W mm	D mm	H mm	colour
M32T023AG007107	715	576	31	Black



### SOCKET SUPPORT

ART.	W mm	D mm	H mm	Finish
FAS30210099	542	10	77	Galvanised

## EXAMPLES OF POWER STRIP ARRANGEMENTS ON SOCKET SUPPORT



With 4-socket power strip



With 2-socket power strip + 4-socket power strip



With differential magnetic-thermal circuit breaker + 4-socket power strip

# IRON TEAM

see page 86



FBLET012007



FBLET004007



FBLET005007



FBLET016007




# STANDARD CS PC WORKSTATION



CONFIGURE



## WHEELED COMPUTER CABINET

ART.	W mm	D mm	H mm	 wheel set	RAL	
STANDARDCS01	807	654	1688	450	7035	

Made up of:


qty.	description
1	Computer cabinet
1	Tubular handle
1	Socket support
1	Simple-extension extractable tray
1	Schuko 4-socket power strip
1	Wieland Schuko/FR connection cable
1	230 V fan without grille with Schuko plug
1	Nylon wheels kit Ø 100 mm



CONFIGURE



## COMPUTER CABINET

ART.	W mm	D mm	H mm		No. of keyboard trays	No. of adjustable shelves	RAL	
FAS1600C00208	717	635	1560	400	1	2	7035	
FAS1600C00204	717	635	1560	400	1	2	5012	



# STANDARD CS COMPONENTS

## KIT WITH WHEELS



ART.	Ø mm	KG	H mm	material			
FKRU1252101	125	300	155	Non-marking synthetic rubber	-	2	2
FKRV1001107	100	450	128	Nylon	1	1	2



SWIVEL WHEEL



SWIVEL WHEEL WITH BRAKE



FIXED WHEEL



## SIMPLE-EXTENSION EXTRACTABLE TRAY

ART.	W mm	D mm	H mm	RAL
FAS2360S039	650	582	36	7016



## ADJUSTABLE SHELF WITH HOOKS

ART.	W mm	D mm	H mm	RAL
FAS2040S139	688	591	38	7016



## TUBULAR HANDLE

ART.	W mm	D mm	H mm	RAL
FCL09950007	502	80	46	9005



## 230 V FAN WITHOUT GRILLE WITH SCHUKO PLUG

ART.	W mm	D mm	H mm	colour
FAS32200100	125	44	125	Black



## PAIR OF PLINTHS


ART.	W mm	D mm	H mm	RAL
FRR16250007	59	608	100	9005



## SOCKET SUPPORT

ART.	W mm	D mm	H mm	Finish
FAS30210099	542	10	77	Galvanised

## EXAMPLES OF POWER STRIP ARRANGEMENTS ON SOCKET SUPPORT



With 4-socket power strip



With 2-socket power strip + 4-socket power strip



With differential magnetic-thermal circuit breaker + 4-socket power strip

**IRON TEAM**

see page 86



FBLET012007



FBLET004007



FBLET005007



FBLET016007



GALVANISED



RAL 5012



RAL 7035



RAL 7016



RAL 9005




LOAD CAPACITY

# PERFOM

## HINGED DOOR CABINETS



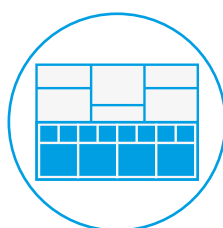
Watch the video!



CONFIGURABLE



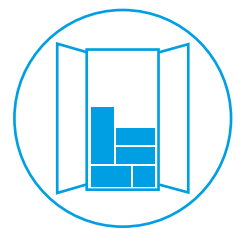
LOAD CAPACITY  
800/1200 KG



DIVIDING MATERIAL



KEY-OPERATED  
CLOSURE



MOUNTED CABINET +  
ACCESSORIES PACKED  
INSIDE THE CABINET



ART.	Wmm	Dmm	Hmm	KG	RAL
<b>PERFOM15001</b>	1193	555	1000	800	7035+7016
<b>PERFOM15002</b>	1193	555	1000	800	7035
<b>PERFOM15003</b>	1193	555	1000	800	5012

Made up of:

qty.	description
1	Cabinet with hinged doors
1	Kit with 2 slotted shelves



ART.	Wmm	Dmm	Hmm	KG	RAL
<b>PERFOM15004</b>	1193	555	1000	800	7035+7016
<b>PERFOM15005</b>	1193	555	1000	800	7035
<b>PERFOM15006</b>	1193	555	1000	800	5012

Made up of:

qty.	description
1	Cabinet with hinged doors
1	Telescopic-extension drawer H=100 mm
1	Kit with 2 slotted shelves



ART.	Wmm	Dmm	Hmm	KG	RAL
<b>PERFOM15007</b>	1193	555	1000	800	7035+7016
<b>PERFOM15008</b>	1193	555	1000	800	7035
<b>PERFOM15009</b>	1193	555	1000	800	5012

Made up of:

qty.	description
1	Cabinet with hinged doors
2	Telescopic-extension drawer H=100 mm
1	Kit with 2 slotted shelves



ART.	Wmm	Dmm	Hmm	KG	RAL
<b>PERFOM15010</b>	1193	555	1000	800	7035+7016
<b>PERFOM15011</b>	1193	555	1000	800	7035
<b>PERFOM15012</b>	1193	555	1000	800	5012

Made up of:

qty.	description
1	Cabinet with hinged doors
3	Telescopic-extension drawer H=100 mm
1	Slotted shelf



RAL 5012
  RAL 7035
  RAL 7035 + RAL 7016
  LOAD CAPACITY



ART.	W mm	D mm	H mm	KG	RAL	
<b>PERFOM17001</b>	1193	555	2000	1200	7035+7016	
<b>PERFOM17002</b>	1193	555	2000	1200	7035	
<b>PERFOM17003</b>	1193	555	2000	1200	5012	

Made up of:

qty.	description
1	Cabinet with hinged doors
2	Kit with 2 slotted shelves



ART.	W mm	D mm	H mm	KG	RAL	
<b>PERFOM17004</b>	1193	555	2000	1200	7035+7016	
<b>PERFOM17005</b>	1193	555	2000	1200	7035	
<b>PERFOM17006</b>	1193	555	2000	1200	5012	

Made up of:

qty.	description
1	Cabinet with hinged doors
3	Telescopic-extension drawer H=100 mm
2	Kit with 2 slotted shelves



ART.	W mm	D mm	H mm	KG	RAL	
<b>PERFOM17007</b>	1193	555	2000	1200	7035+7016	
<b>PERFOM17008</b>	1193	555	2000	1200	7035	
<b>PERFOM17009</b>	1193	555	2000	1200	5012	

Made up of:

qty.	description
1	Cabinet with hinged doors
9	Telescopic-extension drawer H=100 mm
1	Kit with 2 slotted shelves





ART.	W mm	D mm	H mm	KG	RAL
PERFOM11001	512	555	1000	800	7035+7016
FAA1120C00108	512	555	1000	800	7035
FAA1120C00104	512	555	1000	800	5012

Made up of:

qty.	description
1	Cabinet with hinged doors
1	Kit with 2 slotted shelves



ART.	W mm	D mm	H mm	KG	RAL
PERFOM11004	512	555	1000	800	7035+7016
PERFOM11005	512	555	1000	800	7035
PERFOM11006	512	555	1000	800	5012

Made up of:

qty.	description
1	Cabinet with hinged doors
1	Simple-extension drawer H=100 mm
1	Kit with 2 slotted shelves



ART.	W mm	D mm	H mm	KG	RAL
PERFOM11007	512	555	1000	800	7035+7016
PERFOM11008	512	555	1000	800	7035
PERFOM11009	512	555	1000	800	5012

Made up of:

qty.	description
1	Cabinet with hinged doors
3	Simple-extension drawer H=100 mm
1	Slotted shelf



ART.	W mm	D mm	H mm	KG	RAL
PERFOM11010	512	555	1000	800	1004
PERFOM11011	512	555	1000	800	7035+7016
PERFOM11012	512	555	1000	800	7035
PERFOM11013	512	555	1000	800	5012

Made up of:

qty.	description
1	Cabinet with slotted hinged doors
1	Kit with 2 sealed internal liquid collection tanks capacity 9 L



see page 144



RAL 1004



RAL 5012



RAL 7035



RAL 7035 + RAL 7016



LOAD CAPACITY



ART.	Wmm	Dmm	Hmm	KG	RAL
<b>PERFOM12001</b>	1023	555	1000	800	7035+7016
<b>FAA1220C00108</b>	1023	555	1000	800	7035
<b>FAA1220C00104</b>	1023	555	1000	800	5012

Made up of:

qty.	description
1	Cabinet with hinged doors
1	Kit with 2 slotted shelves



ART.	Wmm	Dmm	Hmm	KG	RAL
<b>PERFOM12004</b>	1023	555	1000	800	7035+7016
<b>PERFOM12005</b>	1023	555	1000	800	7035
<b>PERFOM12006</b>	1023	555	1000	800	5012

Made up of:

qty.	description
1	Cabinet with hinged doors
1	Simple-extension drawer H=100 mm
1	Kit with 2 slotted shelves



ART.	Wmm	Dmm	Hmm	KG	RAL
<b>PERFOM12007</b>	1023	555	1000	800	7035+7016
<b>PERFOM12008</b>	1023	555	1000	800	7035
<b>PERFOM12009</b>	1023	555	1000	800	5012

Made up of:

qty.	description
1	Cabinet with hinged doors
3	Simple-extension drawer H=100 mm
1	Slotted shelf



ART.	Wmm	Dmm	Hmm	KG	RAL
<b>PERFOM12010</b>	1023	555	1000	800	7035+7016
<b>PERFOM12011</b>	1023	555	1000	800	7035
<b>PERFOM12012</b>	1023	555	1000	800	5012

Made up of:

qty.	description
1	Cabinet with slotted hinged doors
1	Kit with 2 perforated shelves/panels
1	Raceway for power strips
2	Schuko 2-socket power strip
1	Schuko 4-socket power strip
1	Differential magnetic-thermal circuit breaker
1	Wieland Schuko/FR connection cable







**CONFIGURE**

ART.	Wmm	Dmm	Hmm	KG	RAL	
PERFOM12013	1048	600	1027	800	1004	
PERFOM12014	1048	600	1027	800	7035+7016	
PERFOM12015	1048	600	1027	800	7035	
PERFOM12016	1048	600	1027	800	5012	

Made up of:

qty.	description
1	Cabinet with slotted hinged doors
1	Slotted shelf
1	Sealed external liquid collection tray capacity 59 L



see page 144



**CONFIGURE**

ART.	Wmm	Dmm	Hmm	KG	RAL	
PERFOM12017	1023	555	1000	800	1004	
PERFOM12018	1023	555	1000	800	7035+7016	
PERFOM12019	1023	555	1000	800	7035	
PERFOM12020	1023	555	1000	800	5012	

Made up of:

qty.	description
1	Cabinet with slotted hinged doors
1	Kit with 2 sealed internal liquid collection tanks capacity 19 L



see page 144



**CONFIGURE**

ART.	Wmm	Dmm	Hmm	KG	RAL	
PERFOM12021	1023	555	1000	800	3020	
PERFOM12022	1023	555	1000	800	7035+7016	
PERFOM12023	1023	555	1000	800	7035	
PERFOM12024	1023	555	1000	800	5012	

Made up of:

qty.	description
1	Cabinet with slotted hinged doors
1	Kit with 2 slotted shelves



RAL 1004



RAL 3020



RAL 5012



RAL 7035



RAL 7035 + RAL 7016



LOAD CAPACITY



ART.	W mm	D mm	H mm	KG	RAL
<b>PERFOM14001</b>	1023	555	2000	1200	7035+7016
<b>FAA1420C00108</b>	1023	555	2000	1200	7035
<b>FAA1420C00104</b>	1023	555	2000	1200	5012

Made up of:

qty.	description
1	Cabinet with hinged doors
1	Kit with 4 slotted shelves



ART.	W mm	D mm	H mm	KG	RAL
<b>PERFOM14004</b>	1023	555	2000	1200	7035+7016
<b>PERFOM14005</b>	1023	555	2000	1200	7035
<b>PERFOM14006</b>	1023	555	2000	1200	5012

Made up of:

qty.	description
1	Cabinet with hinged doors
3	Simple-extension drawer H=100 mm
1	Kit with 4 slotted shelves



ART.	W mm	D mm	H mm	KG	RAL
<b>PERFOM14007</b>	1023	555	2000	1200	7035+7016
<b>PERFOM14008</b>	1023	555	2000	1200	7035
<b>PERFOM14009</b>	1023	555	2000	1200	5012

Made up of:

qty.	description
1	Polycarbonate slotted hinged door cabinet
1	Kit with 4 slotted shelves





ART.	W mm	D mm	H mm	KG	RAL
<b>PERFOM14055</b>	1023	555	2000	1200	7035+7016



Made up of:

qty.	description
1	Polycarbonate slotted hinged door cabinet
2	Kit with 2 perforated shelves/panels
3	Raceway for power strips
6	Schuko 2-socket power strip
3	Schuko 4-socket power strip
1	Differential magnetic-thermal circuit breaker
2	Wieland connection cable with in/out plugs
1	Wieland Schuko/FR connection cable
4	Single lamp



RAL 5012



RAL 7035



RAL 7035 + RAL 7016



LOAD CAPACITY



ART.	W mm	D mm	H mm	KG	RAL
<b>PERFOM14019</b>	1023	555	2000	1200	7035+7016
<b>PERFOM14020</b>	1023	555	2000	1200	7035
<b>PERFOM14021</b>	1023	555	2000	1200	5012

Made up of:

qty.	description
1	Cabinet with slotted hinged doors
1	Sealed inner liquid collection tray with 19 l capacity
1	Kit with slotted shelf with 2 dividers and 6 tanks with ball valve
1	Kit with 2 slotted shelves



ART.	W mm	D mm	H mm	KG	RAL
<b>PERFOM14022</b>	1048	600	2027	1200	7035+7016
<b>PERFOM14023</b>	1048	600	2027	1200	7035
<b>PERFOM14024</b>	1048	600	2027	1200	5012

Made up of:

qty.	description
1	Cabinet with slotted hinged doors
1	Sealed inner liquid collection tray with 19 l capacity
3	Kit with slotted shelf with 2 dividers and 6 tanks with ball valve
1	Slotted shelf
1	Sealed external liquid collection tray capacity 59 L





ART.	W mm	D mm	H mm	KG	RAL	
PERFOM14025	1048	600	2027	1200	1004	
PERFOM14026	1048	600	2027	1200	7035+7016	
PERFOM14027	1048	600	2027	1200	7035	
PERFOM14028	1048	600	2027	1200	5012	

Made up of:

qty.	description
1	Cabinet with slotted hinged doors
1	Kit with 3 slotted shelves
1	Sealed external liquid collection tray capacity 59 L



see page 144



ART.	W mm	D mm	H mm	KG	RAL	
PERFOM14029	1023	555	2000	1200	1004	
PERFOM14030	1023	555	2000	1200	7035+7016	
PERFOM14031	1023	555	2000	1200	7035	
PERFOM14032	1023	555	2000	1200	5012	

Made up of:

qty.	description
1	Cabinet with slotted hinged doors
2	Kit with 2 sealed internal liquid collection tanks capacity 19 L



see page 144



ART.	W mm	D mm	H mm	KG	RAL	
PERFOM14033	1023	555	2000	1200	3020	

Made up of:

qty.	description
1	Cabinet with safe-crash slotted hinged doors
1	Kit with 3 slotted shelves
1	Perforated shelf-panel
1	Partition
1	Kit with hanging rail



RAL 1004



RAL 3020



RAL 5012



RAL 7035



RAL 7035 + RAL 7016



LOAD CAPACITY



ART.	W mm	D mm	H mm	KG	RAL
<b>PERFOM14034</b>	1023	555	2000	1200	7035+7016
<b>PERFOM14035</b>	1023	555	2000	1200	7035
<b>PERFOM14036</b>	1023	555	2000	1200	5012



Made up of:

qty.	description
1	Cabinet with slotted hinged doors
2	Kit with 2 perforated shelves/panels
2	Raceway for power strips
1	Grille for fans
2	230V fan without grille with Schuko plug
4	Schuko 2-socket power strip
3	Schuko 4-socket power strip
1	Differential magnetic-thermal circuit breaker
1	Wieland connection cable with in/out plugs
2	Wieland Schuko/FR connection cable
1	Roll holder kit with roll Ø=240 mm
1	Unipok tool hook - 30-piece pack
2	Large reversible shelf





ART.	W mm	D mm	H mm	KG	RAL
<b>PERFOM14037</b>	1023	555	2000	1200	7035+7016
<b>PERFOM14038</b>	1023	555	2000	1200	7035
<b>PERFOM14039</b>	1023	555	2000	1200	5012

Made up of:

qty.	description
1	Polycarbonate slotted hinged door cabinet
2	Kit with 2 perforated shelves/panels
3	Raceway for power strips
6	Schuko 2-socket power strip
3	Schuko 4-socket power strip
1	Differential magnetic-thermal circuit breaker
2	Wieland connection cable with in/out plugs
1	Wieland Schuko/FR connection cable



ART.	W mm	D mm	H mm	KG	RAL
<b>PERFOM14040</b>	1023	555	2000	1200	7035+7016
<b>PERFOM14041</b>	1023	555	2000	1200	7035
<b>PERFOM14042</b>	1023	555	2000	1200	5012

Made up of:

qty.	description
1	Cabinet with slotted hinged doors
2	Kit with 2 perforated shelves/panels
2	Raceway for power strips
2	Bar mount for Picking Box containers size 1/2
6	Picking Box polypropylene container size 2
4	Schuko 2-socket power strip
2	Schuko 4-socket power strip
1	Differential magnetic-thermal circuit breaker
1	Wieland connection cable with in/out plugs
1	Wieland Schuko/FR connection cable
1	Roll holder kit with roll Ø=240 mm
2	Unipok tool hook - 30-piece pack
2	Large reversible shelf



ART.	W mm	D mm	H mm	KG	RAL
<b>PERFOM14043</b>	1023	555	2000	1200	7035+7016
<b>PERFOM14044</b>	1023	555	2000	1200	7035
<b>PERFOM14045</b>	1023	555	2000	1200	5012

Made up of:

qty.	description
1	Cabinet with slotted hinged doors
2	Kit with 2 perforated shelves/panels
2	Raceway for power strips
2	Schuko 2-socket power strip
2	Schuko 4-socket power strip
1	Wieland connection cable with in/out plugs
1	Wieland Schuko/FR connection cable





CONFIGURE

ART.	W mm	D mm	H mm	KG	RAL
PERFOM14046	1023	555	2000	1200	7035+7016
PERFOM14047	1023	555	2000	1200	7035
PERFOM14048	1023	555	2000	1200	5012

Made up of:

qty.	description
1	Cabinet with hinged doors
3	Simple-extension drawer H=100 mm
2	Pair of perforated panels for hinged doors
2	Kit with 2 perforated shelves/panels
14	Bar mount for Picking Box containers size 1/2
40	Picking Box polypropylene container size 1
12	Picking Box polypropylene container size 2
1	Roll holder kit with roll Ø=240 mm
4	Unipok tool hook - 30-piece pack
2	Large reversible shelf



CONFIGURE

ART.	W mm	D mm	H mm	KG	RAL
PERFOM14049	1023	555	2000	1200	7035+7016
PERFOM14050	1023	555	2000	1200	7035
PERFOM14051	1023	555	2000	1200	5012

Made up of:

qty.	description
1	Cabinet with hinged doors
3	Simple-extension drawer H=100 mm
2	Kit with 2 perforated shelves/panels
4	Bar mount for Picking Box containers size 1/2
12	Picking Box polypropylene container size 2
4	Unipok tool hook - 30-piece pack



CONFIGURE

ART.	W mm	D mm	H mm	KG	RAL
PERFOM14052	1023	555	2000	1200	7035+7016
PERFOM14053	1023	555	2000	1200	7035
PERFOM14054	1023	555	2000	1200	5012

Made up of:

qty.	description
1	Cabinet with hinged doors
3	Simple-extension drawer H=100 mm
4	Telescopic-extension drawer H=150 mm
1	Kit with 2 slotted shelves



**CONFIGURE**

ART.	Wmm	Dmm	Hmm		RAL	
<b>PERFOM14010</b>	1023	555	2000	1200	7035+7016	
<b>PERFOM14011</b>	1023	555	2000	1200	7035	
<b>PERFOM14012</b>	1023	555	2000	1200	5012	

Made up of:

qty.	description
1	Cabinet with slotted hinged doors
1	Kit with 3 slotted shelves
1	Perforated shelf-panel
1	Partition
1	Kit with hanging rail



**CONFIGURE**

ART.	Wmm	Dmm	Hmm		RAL	
<b>PERFOM14013</b>	1023	555	2000	1200	7035+7016	
<b>PERFOM14014</b>	1023	555	2000	1200	7035	
<b>PERFOM14015</b>	1023	555	2000	1200	5012	

Made up of:

qty.	description
1	Cabinet with hinged doors
1	Kit with 2 slotted shelves with guides
1	Kit with 3 slotted shelves with guides
1	Pair of perforated panels for hinged doors
1	Kit with 3 slotted shelves
10	Bar mount for Picking Box containers size 1/2
40	Picking Box polypropylene container size 1
5	Picking Box polypropylene container size 2
6	Picking Box polypropylene container size 4
20	Picking Box polypropylene container size 3A2
6	Picking Box polypropylene container size 4A2



**CONFIGURE**

ART.	Wmm	Dmm	Hmm		RAL	
<b>PERFOM14016</b>	1023	555	2000	1200	7035+7016	
<b>PERFOM14017</b>	1023	555	2000	1200	7035	
<b>PERFOM14018</b>	1023	555	2000	1200	5012	

Made up of:

qty.	description
1	Cabinet with hinged doors
3	Simple-extension drawer H=100 mm
2	Kit with 2 slotted shelves with guides
1	Pair of perforated panels for hinged doors
1	Slotted shelf
1	Perforated shelf-panel
16	Bar mount for Picking Box containers size 1/2
40	Picking Box polypropylene container size 1
23	Picking Box polypropylene container size 2
20	Picking Box polypropylene container size 3A2



### HINGED DOOR CABINET 64X27 EH

ART.	W mm	D mm	H mm	KG	RAL	
FAA1520C000PD	1193	555	1000	800	7035+7016	
FAA1520C00008	1193	555	1000	800	7035	
FAA1520C00004	1193	555	1000	800	5012	



### HINGED DOOR CABINET 64X27 EH

ART.	W mm	D mm	H mm	KG	RAL	
FAA1720C000PD	1193	555	2000	1200	7035+7016	
FAA1720C00008	1193	555	2000	1200	7035	
FAA1720C00004	1193	555	2000	1200	5012	





### HINGED DOOR CABINET 24X27 EH

ART.	Wmm	Dmm	H mm	KG	RAL	
FAA1120C000PD	512	555	1000	800	7035+7016	
FAA1120C00008	512	555	1000	800	7035	
FAA1120C00004	512	555	1000	800	5012	



### SLOTTED HINGED DOOR CABINET 24X27 EH

ART.	Wmm	Dmm	H mm	KG	RAL	
FAA1130C00030	512	555	1000	800	1004	
FAA1130C000PD	512	555	1000	800	7035+7016	
FAA1130C00008	512	555	1000	800	7035	
FAA1130C00004	512	555	1000	800	5012	



### HINGED DOOR CABINET 54X27 EH

ART.	Wmm	Dmm	H mm	KG	RAL	
FAA1220C000PD	1023	555	1000	800	7035+7016	
FAA1220C00008	1023	555	1000	800	7035	
FAA1220C00004	1023	555	1000	800	5012	



### SLOTTED HINGED DOOR CABINET 54X27 EH

ART.	Wmm	Dmm	H mm	KG	RAL	
FAA1230C00030	1023	555	1000	800	1004	
FAA1230C0002Y	1023	555	1000	800	3020	
FAA1230C000PD	1023	555	1000	800	7035+7016	
FAA1230C00008	1023	555	1000	800	7035	
FAA1230C00004	1023	555	1000	800	5012	



RAL 1004



RAL 3020



RAL 5012



RAL 7035



RAL 7035 + RAL 7016



LOAD CAPACITY



### HINGED DOOR CABINET 54X27 EH

ART.	Wmm	Dmm	Hmm	KG	RAL	
FAA1420C000PD	1023	555	2000	1200	7035+7016	
FAA1420C00008	1023	555	2000	1200	7035	
FAA1420C00004	1023	555	2000	1200	5012	



### SLOTTED HINGED DOOR CABINET 54X27 EH

ART.	Wmm	Dmm	Hmm	KG	RAL	
FAA1430C00030	1023	555	2000	1200	1004	
FAA1430C000PD	1023	555	2000	1200	7035+7016	
FAA1430C00008	1023	555	2000	1200	7035	
FAA1430C00004	1023	555	2000	1200	5012	








**POLYCARBONATE SLOTTED HINGED DOOR CABINET 54X27 EH**

ART.	Wmm	Dmm	Hmm	KG	RAL	
FAA1440C000PD	1023	555	2000	1200	7035+7016	
FAA1440C00008	1023	555	2000	1200	7035	
FAA1440C00004	1023	555	2000	1200	5012	



**CABINET WITH SAFE-CRASH SLOTTED HINGED DOORS 54X27 EH**

ART.	Wmm	Dmm	Hmm	KG	RAL	
FAA1440C0SC2Y	1023	555	2000	1200	3020	



RAL 1004

RAL 3020

RAL 5012

RAL 7035

RAL 7035 + RAL 7016

LOAD CAPACITY



### 3-EDGE TOP SHELF COATED WITH PVC

ART.	Wmm	Dmm	Hmm	colour
FAC9911290007	514	558	23	Black
FAC9912290007	1024	558	23	Black
FAC9915290007	1194	558	23	Black

### SLOTTED SHELVES

ART.	Wmm	Dmm	Hmm	KG	Finish
FAC9911010099	484	500	35	120	Galvanised
FAC9912010099	995	500	35	120	Galvanised
FAC9915010099	1165	500	35	120	Galvanised



### KIT WITH SLOTTED SHELVES D=500 MM

ART.	Wmm	Dmm	Hmm	no. of shelves	KG	Finish
FAC9911020099	484	500	35	2	120	Galvanised
FAC9911030099	484	500	35	3	120	Galvanised
FAC9912020099	995	500	35	2	120	Galvanised
FAC9912030099	995	500	35	3	120	Galvanised
FAC9912040099	995	500	35	4	120	Galvanised
FAC9915020099	1165	500	35	2	120	Galvanised
FAC9915030099	1165	500	35	3	120	Galvanised



### KIT WITH SLOTTED SHELVES D=345 MM

ART.	Wmm	Dmm	Hmm	no. of shelves	KG	Finish
FAC9912050099	995	345	35	2	100	Galvanised
FAC9912060099	995	345	35	3	100	Galvanised



### BAR MOUNT WITH 4 PICKING BOX CONTAINERS SIZE 1

ART.	Wmm	Dmm	Hmm	colour of containers
FBLIT011000	445	168	85	Dark grey
FBLIT029000	445	168	85	Blue

## PERFORATED SHELF-PANEL

Applicable in 3 different positions:

Vertical perforated panel



Horizontal panel



4-edge perforated shelf



### PERFORATED SHELVES-PANELS

ART.	Wmm	Dmm	Hmm	KG	Hole dim. mm	Pitch mm	RAL
FAC9912070039	995	500	30	120-50	10x10	38	7016
FAC9912070008	995	500	30	120-50	10x10	38	7035
FAC9912070004	995	500	30	120-50	10x10	38	5012

### KIT WITH PERFORATED SHELVES-PANELS

ART.	Wmm	Dmm	Hmm	no. of shelves	KG	Hole dim. mm	Pitch mm	RAL
FAC9912080008	995	500	30	2	120-50	10x10	38	7035
FAC9912080004	995	500	30	2	120-50	10x10	38	5012
FAC9912080039	995	500	30	2	120-50	10x10	38	7016



### SIMPLE-EXTENSION DRAWERS 24X27 EH

ART.	useful dimensions			KG	EXTRACTION	drawer front h mm	RAL	
	W mm	D mm	H mm					
FAC9911180008	398	449	85	50	88%	100	7035	
FAC9911180004	398	449	85	50	88%	100	5012	
FAC9911180039	398	449	85	50	88%	100	7016	



### SIMPLE-EXTENSION DRAWERS 54X27 EH

ART.	useful dimensions			KG	EXTRACTION	drawer front h mm	RAL	
	W mm	D mm	H mm					
FAC9912180008	908	449	85	50	88%	100	7035	
FAC9912180004	908	449	85	50	88%	100	5012	
FAC9912180039	908	449	85	50	88%	100	7016	



### TELESCOPIC-EXTENSION DRAWERS 54X27 EH

ART.	useful dimensions			KG	EXTRACTION	drawer front h mm	RAL	
	W mm	D mm	H mm					
FAC9912190008	908	449	85	100	100%	100	7035	
FAC9912190004	908	449	85	100	100%	100	5012	
FAC9912190039	908	449	85	100	100%	100	7016	
FAC9912210008	908	449	135	100	100%	150	7035	
FAC9912210004	908	449	135	100	100%	150	5012	
FAC9912210039	908	449	135	100	100%	150	7016	



### TELESCOPIC-EXTENSION DRAWERS 64X27 EH

ART.	useful dimensions			KG	EXTRACTION	drawer front h mm	RAL	
	W mm	D mm	H mm					
FAC9915190008	1078	449	85	100	100%	100	7035	
FAC9915190004	1078	449	85	100	100%	100	5012	
FAC9915190039	1078	449	85	100	100%	100	7016	



GALVANISED



RAL 5012



RAL 7035



RAL 7016



LOAD CAPACITY



EXTRACTION



### PAIR OF PERFORATED PANELS FOR HINGED DOORS

ART.	W mm	D mm	H mm	Hole dim. mm	Pitch mm	RAL
FAC9912250039	381	20	824	10x10	38	7016

It is possible to apply up to one pair of panels per door



### POWER STRIP ARRANGEMENT FOR RACEWAY

### RACEWAY FOR POWER STRIPS

ART.	W mm	D mm	H mm	RAL
FAC9912220039	1008	64	140	7016



magnetic-thermal circuit breaker 4-socket powerstrip 2-socket powerstrip 2-socket powerstrip USB charging port



Raceway applied on the **top part** of the **perforated shelf-panel**



Raceway applied on the **bottom part** of the **perforated shelf-panel**



Raceway which can be **combined** with the **perforated shelf-panel** in the vertical position



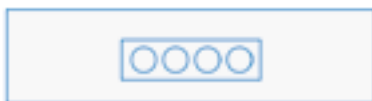
### SIDE SUPPORT FOR POWER STRIP

ART.	W mm	D mm	H mm	RAL
FAC9912240039	10	463	77	7016



Application example with:  
 1 support art. FAC9912240039  
 1 power strip art. FBLET005007  
 1 connection cable art. FBLET016007

### POWER STRIP ARRANGEMENT FOR LATERAL SUPPORT



4-socket powerstrip



### GRILLE FOR FANS

ART.	W mm	D mm	H mm	RAL
FAC9912230039	994	123	136	7016

Application example with:  
 1 grille art. FAC9912230039  
 2 fans art. FAS32200100  
 1 power strip art. FBLET005007  
 1 connection cable art. FBLET016007



Grille applied on the **top part** of the cabinet **without** the aid of the **perforated shelf-panel**



Grille applied on the **top part** of the cabinet **with** the aid of the **perforated shelf-panel**



Grille applied on the **bottom part** of the cabinet **with** the aid of the **perforated shelf-panel**



### 230 V FAN WITHOUT GRILLE WITH SCHUKO PLUG

ART.	W mm	D mm	H mm	colour
FAS32200100	125	44	125	Black



see page 86



FBLET012007



FBLET004007



FBLET005007



FBLET016007



FBLET014007



FBLET020007



FBL99400008

### LAMP APPLIED UNDER THE PERFORATED SHELF-PANEL



RAL 7016



### PLINTH FOR PALLET TRUCK COMPLETE WITH CLOSING ELEMENT

ART.	Wmm	Dmm	Hmm	KG	RAL
FAC9912170039	1018	548	100	1200	7016
FAC9915170039	1188	550	100	1200	7016



### SEALED EXTERNAL LIQUID COLLECTION TRAY CAPACITY 59 L

ART.	Wmm	Dmm	Hmm	KG	L	RAL
FAC9912130039	1048	600	167	1200	59	7016



see page 144

### SEALED INNER LIQUID COLLECTION TRAYS

ART.	Wmm	Dmm	Hmm	KG	L	Finish
FAC9911090099	484	500	42	50	9	Galvanised
FAC9912090099	995	500	42	50	19	Galvanised

### KIT WITH SEALED INTERNAL LIQUID COLLECTION TRAYS

ART.	Wmm	Dmm	Hmm	KG	L	No. of trays	Finish
FAC9911100099	484	500	42	50	9	2	Galvanised
FAC9912100099	995	500	42	50	19	2	Galvanised



### KIT WITH SLOTTED SHELF WITH 2 DIVIDERS AND 6 TANKS WITH BALL VALVE

ART.	Wmm	Dmm	Hmm	No. of tanks	L tanks	Shelf finish
FAC9912280099	995	495	315	6	10	Galvanised





1. Partition
2. Kit with hanging rail
3. Perforated shelf-panel
4. Kit with 3 slotted shelves



### PARTITION

ART.	Wmm	Dmm	Hmm	Pitchmm	RAL	
FAC9912260039	44	500	1616	25	7016	



### KIT WITH HANGING RAIL

ART.	Wmm	Dmm	Hmm	KG	Finish	
FAC9912270099	458	23	56	15	Galvanised	



### PERFORATED SHELF-PANEL

ART.	Wmm	Dmm	Hmm	KG	RAL	
FAC9912070039	995	500	30	120-50	7016	



### KIT WITH 3 SLOTTED SHELVES

ART.	Wmm	Dmm	Hmm	no. of shelves	KG	Finish	
FAC9911030099	484	500	35	3	120	Galvanised	



GALVANISED



RAL 7016



LOAD CAPACITY




CAPACITY

**DIVIDING MATERIAL  
CABINET W=512 MM**

**24X27 EH**

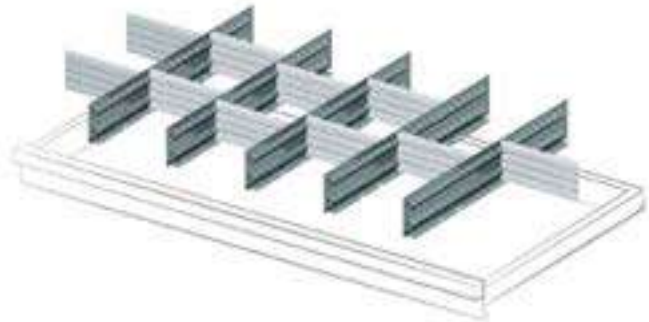
**DIVIDING MATERIAL  
CABINET W=1020 MM**

**54X27 EH**




ART.	Suitable for drawer H mm	components	
<b>FFH00500100</b>	100	2 x transversal dividers W=202 mm 1 x longitudinal slotted divider W=457 mm	

ART.	Suitable for drawer H mm	components	
<b>FFH02000100</b>	100	4 x longitudinal slotted dividers W=457 mm 4 x transversal dividers W=151 mm	



ART.	Suitable for drawer H mm	components	
<b>FFH00500800</b>	100/125	3 x 150x75 mm divider boxes 6 x 150x150 mm divider boxes	

ART.	Suitable for drawer H mm	components	
<b>FFH02000200</b>	100	5 x longitudinal slotted dividers W=457 mm 10 x transversal dividers W=151 mm	




ART.	Suitable for drawer H mm	components	
<b>FFH00500900</b>	100/125	15 x 150x75 mm divider boxes	

ART.	Suitable for drawer H mm	components	
<b>FFH02000600</b>	100/125	12 x 150x75 mm divider boxes 12 x 150x150 mm divider boxes	

DIVIDING MATERIAL  
CABINET W=1193 MM


64X27 EH



ART.	Suitable for drawer H mm	components	
FFH02500300	100	3 x longitudinal slotted dividers W=457 mm 1 x longitudinal slotted divider W=610 mm 3 x transversal dividers W=151 mm 2 x transversal dividers W=168 mm 2 x transversal dividers W=304 mm	



ART.	Suitable for drawer H mm	components	
FFH02500400	100	3 x longitudinal slotted dividers W=457 mm 1 x transversal divider W=168 mm 3 x transversal dividers W=304 mm	



ART.	Suitable for drawer H mm	components	
FFH02500600	100	10 x 150x75 mm divider boxes 10 x 150x150 mm divider boxes 2 x longitudinal slotted dividers W=457 mm 2 x transversal dividers W=134 mm 2 x transversal dividers W=202 mm	

# PERFOM


## CABINETS WITH SLIDING DOORS



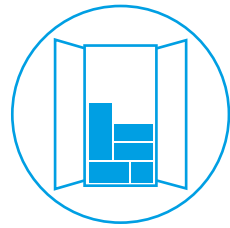
LOAD CAPACITY 600/800 KG



DOOR WARRANTY



KEY-OPERATED CLOSURE



MOUNTED CABINET



ART.	Wmm	Dmm	Hmm	KG	shelves			RAL	
					no.	Dmm	KG		
<b>FAB5100C00208</b>	1500	450	1000	600	1	370	100	7035	
<b>FAB5100C00204</b>	1500	450	1000	600	1	370	100	5012	



ART.	Wmm	Dmm	Hmm	KG	shelves			RAL	
					no.	Dmm	KG		
<b>FAB5300C00208</b>	1500	450	2000	600	4	370	100	7035	
<b>FAB5300C00204</b>	1500	450	2000	600	4	370	100	5012	



ART.	Wmm	Dmm	Hmm	KG per compartment	shelves			RAL	
					no.	Dmm	KG		
<b>FAB7300C00108</b>	2046	450	2000	400	8	370	100	7035	
<b>FAB7300C00104</b>	2046	450	2000	400	8	370	100	5012	





ART.	Wmm	Dmm	Hmm	KG	shelves			RAL
					no.	Dmm	KG	
<b>FAB6100C00208</b>	1500	600	1000	600	1	500	100	7035
<b>FAB6100C00204</b>	1500	600	1000	600	1	500	100	5012







ART.	Wmm	Dmm	Hmm	KG	shelves			RAL
					no.	Dmm	KG	
<b>FAB6300C00208</b>	1500	600	2000	600	4	500	100	7035
<b>FAB6300C00204</b>	1500	600	2000	600	4	500	100	5012





ART.	Wmm	Dmm	H mm	 per compartment	shelves			RAL
					no.	D mm		
<b>FAB8300C00108</b>	2046	600	2000	400	8	500	100	7035
<b>FAB8300C00104</b>	2046	600	2000	400	8	500	100	5012



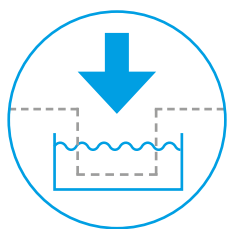
ART.	Wmm	Dmm	H mm	 per compartment	shelves			drawers			RAL
					no.	D mm		H 100 mm			
<b>FAB8300C00908</b>	2046	600	2000	400	8	500	100	6	88%	50	7035
<b>FAB8300C00904</b>	2046	600	2000	400	8	500	100	6	88%	50	5012

# PERFOM

## CHANGING-ROOM LOCKERS



POLYPROPYLENE FEET - EASY  
TO CLEAN



ELECTROPHORETIC COATING



VERSION WITH HELMET  
COMPARTMENT



KEY-OPERATED CLOSURE

# PERFOM



ART.	Wmm	Dmm	Hmm	No. of compartments	RAL	
<b>PERFOMAN01</b>	1195	502	1950	4	7035	

Made up of:

qty.	description
1	Changing room locker with horizontal roof and 4 compartments
1	Pair of feet for changing room locker



ART.	Wmm	Dmm	Hmm	No. of compartments	RAL	
<b>PERFOMAN02</b>	1195	502	1950	3	7035	

Made up of:

qty.	description
1	Changing room locker with horizontal roof and 3 compartments
1	Pair of feet for changing room locker



ART.	Wmm	Dmm	Hmm	No. of compartments	RAL	
<b>PERFOMAN03</b>	1195	502	2170	4	7035	

Made up of:

qty.	description
1	Changing room locker with horizontal roof and 4 compartments
1	Additional slanted top
1	Pair of feet for changing room locker



ART.	Wmm	Dmm	Hmm	No. of compartments	RAL	
<b>PERFOMAN04</b>	1195	502	2170	3	7035	

Made up of:

qty.	description
1	Changing room locker with horizontal roof and 3 compartments
1	Additional slanted top
1	Pair of feet for changing room locker

# PERFOM



**CONFIGURE**



ART.	W mm	D mm	H mm	No. of compartments	RAL
FAN1302C00108	608	502	1750	2	7035



**CONFIGURE**



ART.	W mm	D mm	H mm	No. of compartments	RAL
FAN1303C00108	900	502	1750	3	7035

## ADDITIONAL SLANTED TOP

ART.	W mm	D mm	H mm	RAL
FAN51400008	607	502	220	7035

## ADDITIONAL SLANTED TOP

ART.	W mm	D mm	H mm	RAL
FAN51600008	899	502	220	7035



**CONFIGURE**



ART.	W mm	D mm	H mm	No. of compartments	RAL
FAN1502C03108	802	502	1750	2	7035



**CONFIGURE**



ART.	W mm	D mm	H mm	No. of compartments	RAL
FAN1503C03108	1192	502	1750	3	7035

## ADDITIONAL SLANTED TOP

ART.	W mm	D mm	H mm	RAL
FAN51500008	801	502	220	7035

## ADDITIONAL SLANTED TOP

ART.	W mm	D mm	H mm	RAL
FAN51800008	1191	502	220	7035

# PERFOM

CONFIGURE



ART.	W mm	D mm	H mm	No. of compartments	RAL
<b>FAN1304C00108</b>	1192	502	1750	4	7035

## ADDITIONAL SLANTED TOP

ART.	W mm	D mm	H mm	RAL
<b>FAN51800008</b>	1191	502	220	7035



## PAIR OF FEET FOR CHANGING ROOM LOCKER

ART.	W mm	D mm	H mm	Colour
<b>FRR23100001</b>	135	500	180/200	Dark grey

## SINGLE BENCH



ART.	W mm	D mm	H mm	KG	RAL
<b>FAN95400001</b>	1000	360	385/400	200	7000

ART.	W mm	D mm	H mm	KG	RAL
<b>FAN95500001</b>	1494	360	385/400	200	7000

ART.	W mm	D mm	H mm	KG	RAL
<b>FAN95600001</b>	2000	360	385/400	300	7000

  
RAL 7000

  
RAL 7035

  
LOAD CAPACITY


# NC TOOL CABINET



FULL-EXTENSION DRAWERS



CABINET LOAD CAPACITY  
1200 KG



WIDE RANGE OF TOOL  
HOLDERS



CONFIGURABLE



# NC TOOL CABINET



CONFIGURE



CONFIGURE



ART.	Wmm	Dmm	Hmm	No. of pairs of frames for cabinet	No. of pairs of frames for drawer	No. of drawers	No. of tool holders	type of tool holders	RAL
PERFOMNC01	1023	555	2000	2	-	-	84	ISO 40	7035
PERFOMNC02	1023	555	2000	2	-	-	84	ISO 40	5012
PERFOMNC03	1023	555	2000	2	-	-	50	ISO 50	7035
PERFOMNC04	1023	555	2000	2	-	-	50	ISO 50	5012
PERFOMNC05	1023	555	2000	2	-	-	60	HSKA63-B80	7035
PERFOMNC06	1023	555	2000	2	-	-	60	HSKA63-B80	5012
PERFOMNC07	1023	555	2000	1	1	2	84	ISO 40	7035
PERFOMNC08	1023	555	2000	1	1	2	84	ISO 40	5012
PERFOMNC09	1023	555	2000	1	1	2	50	ISO 50	7035
PERFOMNC10	1023	555	2000	1	1	2	50	ISO 50	5012
PERFOMNC11	1023	555	2000	1	1	2	60	HSKA63-B80	7035
PERFOMNC12	1023	555	2000	1	1	2	60	HSKA63-B80	5012



CONFIGURE



ART.	Wmm	Dmm	Hmm	KG without wheels	KG wheel set	No. of frames	No. of tool holders	type of tool holders	RAL
COMBINC01	1064	512	892	500	825	3	35	ISO 40	7035+7000
COMBINC02	1064	512	892	500	825	3	35	ISO 40	5012+7000
COMBINC03	1064	512	892	500	825	3	25	ISO 50	7035+7000
COMBINC04	1064	512	892	500	825	3	25	ISO 50	5012+7000
COMBINC05	1064	512	892	500	825	3	25	HSKA63-B80	7035+7000
COMBINC06	1064	512	892	500	825	3	25	HSKA63-B80	5012+7000

RAL 7035

RAL 5012

RAL 5012+RAL 7000

RAL 7035+RAL 7000






LOAD CAPACITY



## WORKTOP TOOL-HOLDER FRAME

ART.	W mm	D mm	H mm	RAL
FNC20100008	565	450	351	7035
FNC20100004	565	450	351	5012

## TOOL HOLDER

ART.	type	Multiple of order	max. qty.				
							
FNC95100003	ISO 30	7	7	21	42	35	21
FNC95300003	ISO 40	7	7	21	42	35	21
FNC95400003	ISO 45	6	6	18	30	30	18
FNC95500003	ISO 50	5	5	15	25	20	15
FNC95600003	VDI 30	7	7	21	42	35	21
FNC95700003	VDI 40	5	5	15	30	30	15
FNC95800003	VDI 50	5	5	15	30	30	15
FNC95900003	VDI 60	5	5	15	25	20	15
FNC97200003	MORSETAPER 2	7	7	21	42	35	21
FNC97300003	MORSETAPER 3	7	7	21	42	35	21
FNC97400003	MORSETAPER 4	7	7	21	42	35	21
FNC97500003	MORSETAPER 5	5	5	15	30	30	15
FNC92700003	CAPTO C3	7	7	21	42	35	21
FNC92750003	CAPTO C4	5	5	15	30	30	15
FNC92800003	CAPTO C5	5	5	15	30	30	15
FNC92850003	CAPTO C6	5	5	15	30	30	15
FNC92900003	CAPTO C8	5	5	15	20	20	15
FNC92100003	HSKA32-B40	7	7	21	42	35	21
FNC92200003	HSKA40-B50	7	7	21	42	35	21
FNC92300003	HSKA50-B63	5	5	15	30	30	15
FNC92400003	HSKA63-B80	5	5	15	30	30	15
FNC92500003	HSKA80-B100	5	5	15	20	20	15
FNC92600003	HSKA100-B125	5	5	15	20	20	15
FNC96400003	2"	6	6	18	30	30	18
FNC96500003	2" 1/4	5	5	15	25	20	15

# NC COMPONENTS



## HINGED DOOR CABINET 54X27 EH

ART.	Wmm	Dmm	Hmm	KG	RAL
FAA1420C000PD	1023	555	2000	1200	7035+7016
FAA1420C00008	1023	555	2000	1200	7035
FAA1420C00004	1023	555	2000	1200	5012



## TELESCOPIC-EXTENSION DRAWERS 54X27 EH

ART.	useful dimensions			KG	EXTRACTION	drawer front h mm	RAL
	Wmm	Dmm	Hmm				
FAC9912190008	908	449	85	100	100%	100	7035
FAC9912190004	908	449	85	100	100%	100	5012
FAC9912190039	908	449	85	100	100%	100	7016
FAC9912210008	908	449	135	100	100%	150	7035
FAC9912210004	908	449	135	100	100%	150	5012
FAC9912210039	908	449	135	100	100%	150	7016



## TOOL-HOLDER FRAME WITH 3 ROWS FOR DRAWERS COMPLETE WITH SUPPORTS - 2-PC PACK

Tool holders excluded

ART.	Wmm	Dmm	Hmm	RAL
FNC5140S101	894	446	142/180	7000



## WORKTOP TOOL-HOLDER FRAME WITH 3 ROWS FOR CABINET - 2-PIECE PACK

ART.	Wmm	Dmm	Hmm	KG	RAL
FNC5160S101	965	444	68	150	7000



SWIVEL WHEEL



SWIVEL WHEEL WITH BRAKE



FIXED WHEEL

## WHEELED TOOL-HOLDER TROLLEY

ART.	Wmm	Dmm	Hmm	KG	Wheels						RAL
					without wheels	Ø mm	material	KG	SWIVEL WHEEL	SWIVEL WHEEL WITH BRAKE	
FCNF1001056	1064	512	892	500	125	Nylon	825	1	1	2	7035+7000
FCNF1001051	1064	512	892	500	125	Nylon	825	1	1	2	5012+7000



RAL 7035



RAL 5012



RAL 7016



RAL 5012 + RAL 7000



RAL 7035 + RAL 7000



RAL 7035 + RAL 7016



LOAD CAPACITY



EXTRACTION

# ECOLOGY

The collection trays prevent accidental spills of hazardous substances in accordance with [Italian] Legislative Decrees no. 152/2006 and no. 81/2008. Warning! Remember not to store in the same tray chemical substances that can react with one another when they come into contact and to check the compatibility of the hazardous substances stored with the material used to manufacture the tray and the grille. The capacity of the containers that can be stacked above each tray and the information provided, which are not exhaustive nor binding, are valid for the Italian territory. For other countries, always comply with the specific provisions in force in the country of use and contact the competent local authorities for further information.



**COLLECTION TANKS + PERFORM STEEL SHELVES AND TANKS SUITABLE FOR FLAMMABLE LIQUIDS UNDER GHS CATEGORIES 1-3 AND WATER-POLLUTING LIQUIDS UNDER GHS CATEGORIES 1-4. CORROSIVE SUBSTANCES ARE NOT ALLOWED.**

**PE COLLECTION TANKS SUITABLE FOR WATER-POLLUTING LIQUIDS UNDER GHS CATEGORIES 1-4. FLAMMABLE SUBSTANCES ARE NOT ALLOWED.**

# ECOLOGY



## WHEELED TIPPABLE BUCKET CONFIGURED FOR GRILLE AND TAP

ART.	W mm	D mm	H mm	L	KG	Wheels						RAL
						Ø mm	h mm	material	KG wheel set	SW	FW	
FAXLT030000004	820	1370	870	285	600	125	155	Nylon	825	2	2	5012

Wheels supplied unassembled



## WHEELED TIPPABLE BUCKET CONFIGURED FOR GRILLE AND TAP

ART.	W mm	D mm	H mm	L	KG	Wheels						RAL
						Ø mm	h mm	material	KG wheel set	SW	FW	
FAXLT040000004	820	1370	855	420	800	125	155	Nylon	825	2	2	5012


Wheels supplied unassembled



## WHEELED TIPPABLE BUCKET CONFIGURED FOR GRILLE AND TAP

ART.	W mm	D mm	H mm	L	KG	Wheels						RAL
						Ø mm	h mm	material	KG wheel set	SW	FW	
FAXLT050000004	920	1370	900	490	1000	160	200	Nylon	1050	2	2	5012

Wheels supplied unassembled



### KIT WITH TAP + GRILLE

ART.	W mm	D mm	H mm	suitable for	RAL
FAXLT0300KTG004	310	730	68	FAXLT03000000 FAXLT04000000	5012
FAXLT0500KTG004	306	830	68	FAXLT05000000	5012



SWIVEL WHEEL WITH BRAKE



FIXED WHEEL



RAL 5012



LOAD CAPACITY



CAPACITY



# ECOLOGY



## COLLECTION TRAY FOR TANK

Tank excluded

ART.	Wmm	Dmm	Hmm	fortank		RAL	
				no.	L		
FAXVDRHV0000054	1350	1515	630	1	1000	5012+Galvanised	

## BARREL RACK WITH COLLECTION TRAY

ART.	Wmm	Dmm	Hmm	RAL	
EC01301	1355	1255	1750	5012+Galvanised	

Made up of:

qty.	description
1	Collection tray with grille for 4 barrels
1	Stackable barrel stand for 2 barrels
1	Stackable barrel stand for 3 barrels



see page 144



## COLLECTION TRAY WITHOUT SIDES

ART.	Wmm	Dmm	Hmm	L	for barrels		RAL	
					no.	L		
FML08100054	960	960	332	200	1	200	5012+Galvanised	
FML08200054	1355	875	332	250	2	200	5012+Galvanised	
FML08300054	1355	1255	290	300	4	200	5012+Galvanised	



see page 144



## STACKABLE BARREL STAND FOR 2 BARRELS

ART.	Wmm	Dmm	Hmm	for barrels		RAL	
				no.	L		
FML08501204	1410	646	756	2	200	5012	



## STACKABLE BARREL STAND FOR 3 BARRELS

ART.	Wmm	Dmm	Hmm	for barrels		RAL	
				no.	L		
FML08501304	1410	646	756	3	60	5012	



## NON-STACKABLE BARREL STAND FOR 1 BARREL

ART.	Wmm	Dmm	Hmm	for barrels		RAL	
				no.	L		
FML08600104	876	604	386	1	200	5012	

## NON-STACKABLE BARREL STAND FOR 2 BARRELS

ART.	Wmm	Dmm	Hmm	for barrels		RAL	
				no.	L		
FML08600204	1366	604	386	2	200	5012	



# ECOLOGY



## POLYETHYLENE SUPPORT FOR RISER

ART.	W mm	D mm	H mm	for barrels		colour
				no.	L	
FAX002068000005	465	610	410	1	200	Yellow
FAX002070000005	1200	780	255	2	200	Yellow



## POLYETHYLENE COLLECTION TRAY WITH GRILLE FOR BARRELS

ART.	W mm	D mm	H mm	L	for barrels		colour
					no.	L	
FAX002064000005	925	800	420	225	1	200	Yellow
FAX002065000005	1350	800	420	305	2	200	Yellow
FAX002066000005	1350	1350	490	500	4	200	Yellow



see page 144



## POLYETHYLENE COLLECTION TRAY WITH GRILLE FOR TANK

ART.	W mm	D mm	H mm	L	fortank		colour
					no.	L	
FAX002067000005	1350	1350	970	1050	1	1000	Yellow



see page 144

 RAL5012

 CAPACITY

# ECOLOGY



ART.	W mm	D mm	H mm	KG	RAL
<b>PERFOM14025</b>	1048	600	2027	1200	1004
<b>PERFOM14026</b>	1048	600	2027	1200	7035+7016
<b>PERFOM14027</b>	1048	600	2027	1200	7035
<b>PERFOM14028</b>	1048	600	2027	1200	5012

Made up of:

qty.	description
1	Cabinet with slotted hinged doors
1	Kit with 3 slotted shelves
1	Sealed external liquid collection tray capacity 59 L



see page 144



ART.	W mm	D mm	H mm	KG	RAL
<b>PERFOM14029</b>	1023	555	2000	1200	1004
<b>PERFOM14030</b>	1023	555	2000	1200	7035+7016
<b>PERFOM14031</b>	1023	555	2000	1200	7035
<b>PERFOM14032</b>	1023	555	2000	1200	5012

Made up of:

qty.	description
1	Cabinet with slotted hinged doors
2	Kit with 2 sealed internal liquid collection tanks capacity 19 L



see page 144



ART.	W mm	D mm	H mm	KG	RAL
<b>PERFOM14022</b>	1048	600	2027	1200	7035+7016
<b>PERFOM14023</b>	1048	600	2027	1200	7035
<b>PERFOM14024</b>	1048	600	2027	1200	5012

Made up of:

qty.	description
1	Cabinet with slotted hinged doors
1	Sealed inner liquid collection tray with 19 l capacity
3	Kit with slotted shelf with 2 dividers and 6 tanks with ball valve
1	Slotted shelf
1	Sealed external liquid collection tray capacity 59 L



# ECOLOGY



ART.	W mm	D mm	H mm	KG	RAL
PERFOM12013	1048	600	1027	800	1004
PERFOM12014	1048	600	1027	800	7035+7016
PERFOM12015	1048	600	1027	800	7035
PERFOM12016	1048	600	1027	800	5012

Made up of:

qty.	description
1	Cabinet with slotted hinged doors
1	Slotted shelf
1	Sealed external liquid collection tray capacity 59 L



ART.	W mm	D mm	H mm	KG	RAL
PERFOM12017	1023	555	1000	800	1004
PERFOM12018	1023	555	1000	800	7035+7016
PERFOM12019	1023	555	1000	800	7035
PERFOM12020	1023	555	1000	800	5012

Made up of:

qty.	description
1	Cabinet with slotted hinged doors
1	Kit with 2 sealed internal liquid collection tanks capacity 19 L



# CLEVER-COMBI TROLLEYS



Watch the video!



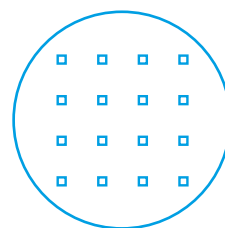
EASY TO ASSEMBLE



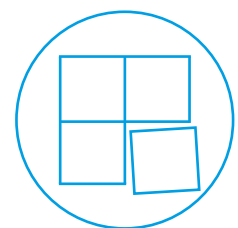
SHELF LOAD-BEARING  
CAPACITY 100 KG



CONFIGURABLE



10X10 SQUARE HOLES



MODULAR

# CLEVER SMALL



CONFIGURE



ART.	W mm	D mm	H mm	 without wheels	 wheel set	RAL	
<b>CLEVER0903</b>	908	515	819	300	225	7035	
<b>CLEVER0904</b>	908	515	819	300	225	5012	

Made up of:

qty.	description
1	Unassembled trolley without wheels
1	Kit with standard rubber wheels (Ø 100 mm)



CONFIGURE



ART.	W mm	D mm	H mm	 without wheels	 wheel set	RAL	
<b>CLEVER0905</b>	908	515	819	300	225	7035	
<b>CLEVER0906</b>	908	515	819	300	225	5012	


Made up of:

qty.	description
1	Unassembled trolley without wheels
1	Additional middle shelf
1	Kit with standard rubber wheels (Ø 100 mm)



CONFIGURE



ART.	W mm	D mm	H mm	 without wheels	 wheel set	RAL	
<b>CLEVER0907</b>	908	515	846	300	300	7035	
<b>CLEVER0908</b>	908	515	846	300	300	5012	

Made up of:

qty.	description
1	Unassembled trolley without wheels
1	Additional middle shelf
1	Non-marking synthetic rubber wheels kit Ø 125 mm

  
RAL 7035

  
RAL 5012

  
LOAD CAPACITY

# CLEVER LARGE



**CONFIGURE** 

ART.	W mm	D mm	H mm	 without wheels	 wheel set	RAL	
<b>CLEVER1003</b>	1028	615	819	300	225	7035	
<b>CLEVER1004</b>	1028	615	819	300	225	5012	

Made up of:

qty.	description
1	Unassembled trolley without wheels
1	Kit with standard rubber wheels (Ø 100 mm)



**CONFIGURE** 

ART.	W mm	D mm	H mm	 without wheels	 wheel set	RAL	
<b>CLEVER1005</b>	1028	615	846	300	300	7035	
<b>CLEVER1006</b>	1028	615	846	300	300	5012	

Made up of:

qty.	description
1	Unassembled trolley without wheels
1	Additional middle shelf
1	Kit with standard rubber wheels (Ø 125 mm)



**CONFIGURE** 

ART.	W mm	D mm	H mm	 without wheels	 wheel set	RAL	
<b>CLEVER1007</b>	1028	615	846	300	300	7035	
<b>CLEVER1008</b>	1028	615	846	300	300	5012	

Made up of:

qty.	description
1	Unassembled trolley without wheels
1	Additional middle shelf
1	Non-marking synthetic rubber wheels kit Ø 125 mm



# CLEVER LARGE



**CONFIGURE**

ART.	W mm	D mm	H mm	without wheels	wheel set	RAL	
<b>CLEVER1009</b>	1028	615	868	300	300	7035	
<b>CLEVER1010</b>	1028	615	868	300	300	5012	

Made up of:

qty.	description
1	Unassembled trolley without wheels
1	Wooden worktop with supports
1	Non-marking synthetic rubber wheels kit Ø 125 mm



**CONFIGURE**

ART.	W mm	D mm	H mm	without wheels	wheel set	RAL	
<b>CLEVER1011</b>	1030	615	846	300	300	7035	
<b>CLEVER1012</b>	1030	615	846	300	300	5012	

Made up of:

qty.	description
1	Unassembled trolley without wheels
1	Additional middle shelf
2	Perforated side panel
1	Non-marking synthetic rubber wheels kit Ø 125 mm



**CONFIGURE**

ART.	W mm	D mm	H mm	without wheels	wheel set	RAL	
<b>CLEVER1013</b>	1030	615	868	300	300	7035	
<b>CLEVER1014</b>	1030	615	868	300	300	5012	

Made up of:

qty.	description
1	Unassembled trolley without wheels
1	Wooden worktop with supports
2	Perforated side panel
1	Non-marking synthetic rubber wheels kit Ø 125 mm



RAL 7035



RAL 5012



LOAD CAPACITY

# CLEVER LARGE



CONFIGURE



ART.	W mm	D mm	H mm	 without wheels	 wheel set	RAL	
<b>CLEVER1015</b>	1030	630	868	300	300	7035	
<b>CLEVER1016</b>	1030	630	868	300	300	5012	

Made up of:

qty.	description
1	Unassembled trolley without wheels
1	Wooden worktop with supports
2	Perforated side panel
1	Perforated rear panel
1	Non-marking synthetic rubber wheels kit Ø 125 mm



CONFIGURE



ART.	W mm	D mm	H mm	 without wheels	 wheel set	RAL	
<b>CLEVER1017</b>	1030	655	868	300	300	7035	
<b>CLEVER1018</b>	1030	655	868	300	300	5012	



Made up of:

qty.	description
1	Unassembled trolley without wheels
1	Wooden worktop with supports
2	Perforated side panel
1	Perforated rear panel
1	Pair of hinged doors
1	Non-marking synthetic rubber wheels kit Ø 125 mm



CONFIGURE



ART.	W mm	D mm	H mm	 without wheels	 wheel set	RAL	
<b>CLEVER1019</b>	1028	615	846	300	300	7035+7016	
<b>CLEVER1020</b>	1028	615	846	300	300	5012	

Made up of:

qty.	description
1	Unassembled trolley without wheels
1	Additional middle shelf
1	Cabinet W=500 mm with 1 drawer H=150 mm
1	Non-marking synthetic rubber wheels kit Ø 125 mm

# CLEVER LARGE



**CONFIGURE**

ART.	W mm	D mm	H mm	without wheels	wheel set	RAL	
<b>CLEVER1021</b>	1030	633	1538	300	300	7035	
<b>CLEVER1022</b>	1030	633	1538	300	300	5012	

Made up of:

qty.	description
1	Unassembled trolley without wheels
1	Wooden worktop with supports
2	Perforated side panel
1	Perforated rear panel
1	Pair of uprights for fastening the panel
1	Non-marking synthetic rubber wheels kit Ø 125 mm



**CONFIGURE**

ART.	W mm	D mm	H mm	without wheels	wheel set	RAL	
<b>CLEVER1023</b>	1030	658	1538	300	300	7035	
<b>CLEVER1024</b>	1030	658	1538	300	300	5012	

Made up of:

qty.	description
1	Unassembled trolley without wheels
1	Wooden worktop with supports
2	Perforated side panel
2	Perforated rear panel
1	Pair of uprights for fastening the panel
1	Pair of hinged doors
1	Non-marking synthetic rubber wheels kit Ø 125 mm



**CONFIGURE**

ART.	W mm	D mm	H mm	without wheels	wheel set	RAL	
<b>CLEVER1025</b>	1028	654	1538	300	300	7035+7016	
<b>CLEVER1026</b>	1028	654	1538	300	300	5012	

Made up of:

qty.	description
1	Unassembled trolley without wheels
1	Wooden worktop with supports
1	Perforated rear panel
1	Pair of uprights for fastening the panel
1	Cabinet W=500 mm with 1 drawer H=150 mm
1	Non-marking synthetic rubber wheels kit Ø 125 mm

RAL 7035



RAL 5012

LOAD CAPACITY

# CLEVER LARGE



[CONFIGURE](#) 

ART.	W mm	D mm	H mm	 without wheels	 wheel set	RAL	
<b>CLEVER1027</b>	1347	633	1538	300	300	7035	
<b>CLEVER1028</b>	1347	633	1538	300	300	5012	

Made up of:

qty.	description
1	Unassembled trolley without wheels
1	Wooden worktop with supports
2	Perforated side panel
1	Perforated rear panel
1	Pair of uprights for fastening the panel
1	Large reversible shelf
1	Bar mount with 3 Picking Box containers size 2
1	6-space spray-can holder
2	Angled 2-space silicone holder
1	Roll holder kit with roll $\varnothing=240$ mm
2	Magnet complete with clip and screw – 10-piece pack
1	Non-marking synthetic rubber wheels kit $\varnothing 125$ mm

# CLEVER SMALL LARGE COMPONENTS



3D

3D

## UNASSEMBLED TROLLEY WITHOUT WHEELS

ART.	Wmm	Dmm	Hmm	KG	RAL	
<b>FCR10S0X208</b>	908	515	691	300	7035	
<b>FCR10S0X204</b>	908	515	691	300	5012	
<b>FCR11S0X208</b>	1028	615	691	300	7035	
<b>FCR11S0X204</b>	1028	615	691	300	5012	



## KIT WITH WHEELS

ART.	Ø	KG	H mm	material	↺	↻	
<b>FKRD1002107</b>	100	225	128	Standard rubber	2	2	
<b>FKRB1252107</b>	125	300	155	Standard rubber	2	2	
<b>FKRU1252101</b>	125	300	155	Non-marking synthetic rubber	2	2	
<b>FKRS1252101</b>	125	750	155	Elastic rubber	2	2	



## ADDITIONAL MIDDLE SHELF

ART.	Wmm	Dmm	H mm	suitable for	KG	RAL	
<b>FCR10120108</b>	810	510	35	Trolley Clever Small	100	7035	
<b>FCR10120104</b>	810	510	35	Trolley Clever Small	100	5012	
<b>FCR11120108</b>	930	610	35	Trolley Clever Large	100	7035	
<b>FCR11120104</b>	930	610	35	Trolley Clever Large	100	5012	



SWIVEL WHEEL WITH BRAKE



FIXED WHEEL




LOAD CAPACITY



RAL 7035



RAL 5012



### PERFORATED REAR PANEL

ART.	W mm	D mm	H mm	suitable for	Hole dim. mm	Pitch mm	RAL	
FCR11150108	895	22	690	Trolley Clever	10x10	38	7035	
FCR11150104	895	22	690	Large	10x10	38	5012	

⚠ To install the panel on the upper part of the trolley it is necessary to order the pair of uprights



### PAIR OF UPRIGHTS FOR FASTENING THE PANEL

ART.	W mm	D mm	H mm	RAL	
FCR10170139	45	35	650	7016	

⚠ To install the panel on the upper part of the trolley it is necessary to order the pair of uprights



### PAIR OF HINGED DOORS

ART.	W mm	D mm	H mm	suitable for	Hole dim. mm	Pitch mm	RAL	
FCR11160108	936	44	690	Trolley Clever	10x10	38	7035	
FCR11160104	936	44	690	Large	10x10	38	5012	



### PERFORATED SIDE PANEL

ART.	W mm	D mm	H mm	suitable for	Hole dim. mm	Pitch mm	RAL	
FCR11140108	573	7	688	Trolley Clever	10x10	38	7035	
FCR11140104	573	7	688	Large	10x10	38	5012	



# CLEVER

# LARGE

# COMPONENTS



### WOODEN WORKTOP WITH SUPPORTS

ART.	W mm	D mm	H mm	suitable for	KG
<b>FCR11130100</b>	930	610	51	Trolley Clever Large	100



### CABINET W=500 MM WITH 1 DRAWER H=150 MM

ART.	W mm	D mm	H mm	KG	RAL
<b>FBG03S50C0001PD</b>	500	630	210	25	7035+7016
<b>FBG03S50C000104</b>	500	630	210	25	5012

## HOOKS



CMV10001



CMV10016



CMV10022




CMV10036

## IRON TEAM

see page 80



FBL95410000



FBLIT008039



FBLIT004039



FBLIT010039



FBLIT013000



FBLIT017039



FBLET012007



FBLET004007



FBLET005007



FBLET016007



RAL 7016



RAL 7035+RAL 7016



RAL 7035



RAL 5012



LOAD CAPACITY

# CLEVER LARGE



CONFIGURE



PATENTED\*

ART.	W mm	D mm	H mm	KG without wheels	KG wheel set	RAL	
CLEVER1029	1347	658	1538	300	300	7035	
CLEVER1030	1347	658	1538	300	300	5012	

Made up of:

qty.	description
1	Unassembled trolley without wheels
1	Wooden worktop with supports
2	Perforated side panel
2	Perforated rear panel
1	Pair of uprights for fastening the panel
1	Pair of hinged doors
1	Roll holder kit with roll Ø=240 mm
1	6-space spray-can holder
2	Large reversible shelf
1	Bin with 30 l capacity
1	Wieland Schuko/FR connection cable
1	Schuko 4-socket power strip
1	Schuko 2-socket power strip
1	Support for 4-socket power strip
1	Support for 2-socket power strip
2	Magnet complete with clip and screw – 10-piece pack
1	Non-marking synthetic rubber wheels kit Ø 125 mm

# COMBI



## WHEELED TROLLEY WITH STEEL BASE

ART.	W mm	D mm	H mm	KG without wheels	Wheels						RAL
					∅ mm	material	KG wheel set				
<b>FCEP1052004</b>	1095	700	1000	500	200	Standard rubber	615	1	1	2	5012



## WHEELED TROLLEY WITH STEEL BASE

ART.	W mm	D mm	H mm	KG without wheels	Wheels						RAL
					∅ mm	material	KG wheel set				
<b>FCEB1050308</b>	1135	700	915	500	125	Standard rubber	300	1	1	2	7035
<b>FCEB1050304</b>	1135	700	915	500	125	Standard rubber	300	1	1	2	5012



## WHEELED TROLLEY WITH STEEL BASE

ART.	W mm	D mm	H mm	KG	Wheels		RAL
					∅ mm		
<b>FCR00210008</b>	555	445	845	150	100	4	7035
<b>FCR00210004</b>	555	445	845	150	100	4	5012



SWIVEL WHEEL WITH BRAKE



SWIVEL WHEEL



FIXED WHEEL



RAL 7035



RAL 5012



LOAD CAPACITY

# BIN CART


## MULTIPURPOSE MODULAR TROLLEYS



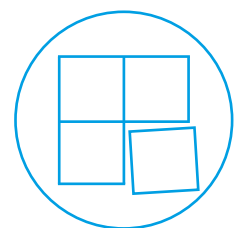
EASY TO ASSEMBLE



TROLLEY LOAD CAPACITY 300  
KG



PERFORATED UPRIGHT PITCH  
38 MM



MODULAR

# BIN CART



PATENTED\*

CONFIGURE



ART.	W mm	D mm	H mm	KG		RAL	
				without wheels	wheel set		
<b>BINCART0701</b>	761	668	1357	300	300	7016	

Made up of:

qty.	description
1	Unassembled trolley without wheels
2	Pair of full supports for Visual Box
2	Aluminium profile for Picking Box
2	Visual Box cabinet with 3 drawers H=240 mm
2	Visual Box cabinet with 4 drawers H=206 mm
4	Visual Box cabinet with 5 drawers H=164 mm

qty.	description
6	Visual Box cabinet with 6 drawers H=112 mm
2	Stop for Visual Box box cabinet with 3 drawers
2	Stop for Visual Box box cabinet with 4 drawers
4	Stop for Visual Box box cabinet with 5 drawers
6	Stop for Visual Box box cabinet with 6 drawers
1	Non-marking synthetic rubber wheels kit Ø 125 mm



PATENTED\*

CONFIGURE



ART.	W mm	D mm	H mm	KG		RAL	
				without wheels	wheel set		
<b>BINCART1005</b>	1067	668	1677	300	300	7016	

Made up of:

qty.	description
1	Unassembled trolley without wheels
3	Non-perforated panel/shelf
1	Perforated panel/shelf with box-stop edge
1	Pair of L-shaped brackets
1	Joint for plate

qty.	description
1	Monitor support plate with VESA standard
1	Support for 4-socket power strip
1	Schuko 4-socket power strip
1	Wieland Schuko/FR connection cable
1	Non-marking synthetic rubber wheels kit Ø 125 mm

RAL 7016

LOAD CAPACITY



# BIN CART



PATENTED\*

CONFIGURE



ART.	W mm	D mm	H mm	 without wheels	 wheelset	RAL	
<b>BINCART1001</b>	1067	668	1357	300	300	7016	

Made up of:



qty.	description
1	Unassembled trolley without wheels
2	Set of 5 profiles with 90 Picking Box containers size 1
1	Non-marking synthetic rubber wheels kit Ø 125 mm



PATENTED\*

CONFIGURE



ART.	W mm	D mm	H mm	 without wheels	 wheelset	RAL	
<b>BINCART1002</b>	1067	668	1357	300	300	7016	

Made up of:

qty.	description
1	Unassembled trolley without wheels
1	Set of 5 profiles with 90 Picking Box containers size 1
1	Set of 4 profiles with 48 Picking Box containers size 2
1	Non-marking synthetic rubber wheels kit Ø 125 mm



# BIN CART



ART.	W mm	D mm	H mm	without wheels	wheel set	RAL	
<b>BINCART1003</b>	1067	668	1357	300	300	7016	

Made up of:

qty.	description
1	Unassembled trolley without wheels
2	Set of 4 profiles with 48 Picking Box containers size 2
1	Non-marking synthetic rubber wheels kit Ø 125 mm



ART.	W mm	D mm	H mm	without wheels	wheel set	RAL	
<b>BINCART1004</b>	1067	668	1357	300	300	7016	

Made up of:

qty.	description
1	Unassembled trolley without wheels
3	Perforated panel/shelf with box-stop edge
1	Aluminium profile for Picking Box
1	Non-marking synthetic rubber wheels kit Ø 125 mm



RAL 7016



LOAD CAPACITY



### UNASSEMBLED TROLLEY WITHOUT WHEELS

ART.	W mm	D mm	H mm	KG	KG per side	RAL	
FBC10070039	709	668	1201	300	150	7016	



### ALUMINIUM PROFILE FOR PICKING BOX

ART.	W mm	D mm	H mm	Fortrolley W mm	KG	For containers size	material	
FBC25070000	705	35	60	709	40	1/2	Aluminium	



### PAIR OF PARTIAL SUPPORTS FOR VISUAL BOX

ART.	W mm	D mm	H mm	Fortrolley W mm	KG	RAL	
FBC30070139	649	50	319	709	75	7016	



### PAIR OF FULL SUPPORTS FOR VISUAL BOX

ART.	W mm	D mm	H mm	Fortrolley W mm	KG	RAL	
FBC30070239	649	50	1153	709	150	7016	

# BIN CART 700 COMPONENTS

## VISUAL BOX

See Visual Box page 190



FAXVBCH00900001 FAXVBCH00600001 FAXVBCH00500001 FAXVBCH00400001 FAXVBCH00300001 FAXVBCH00200001



## NON-PERFORATED PANEL/SHELF

Can be used to close the base of the trolley

ART.	Wmm	Dmm	Hmm		RAL	
<b>FBL76580008</b>	647	494	30	50	7035	






## PERFORATED PANEL/SHELF WITH BOX-STOP EDGE

ART.	Wmm	Dmm	Hmm	Hole dim. mm	Pitch mm	RAL	
<b>FBL76080108</b>	647	60	456	10x10	38	7035	
<b>FBL76080104</b>	647	60	456	10x10	38	5012	



## KIT WITH WHEELS

ART.	∅		Hmm	material			
<b>FKRD1002107</b>	100	225	128	Standard rubber	2	2	
<b>FKRB1252107</b>	125	300	155	Standard rubber	2	2	
<b>FKRU1252101</b>	125	300	155	Non-marking synthetic rubber	2	2	
<b>FKRS1252101</b>	125	750	155	Elastic rubber	2	2	



SWIVEL WHEEL WITH BRAKE



FIXED WHEEL



RAL 7016



RAL 7035



RAL 5012



LOAD CAPACITY

# BIN CART 1000 COMPONENTS



## UNASSEMBLED TROLLEY WITHOUT WHEELS

ART.	W mm	D mm	H mm	KG	KG per side	RAL	
FBC10100039	1015	668	1201	300	150	7016	



## ALUMINIUM PROFILE FOR PICKING BOX

ART.	W mm	D mm	H mm	Fortrolley W mm	KG	For containers size	material	
FBC25100000	1011	35	60	1015	40	1/2	Aluminium	



## NON-PERFORATED PANEL/SHELF

Can be used to close the base of the trolley

ART.	W mm	D mm	H mm	KG	RAL	
FBL76680008	953	494	30	50	7035	



## PERFORATED PANEL/SHELF WITH BOX-STOP EDGE


ART.	W mm	D mm	H mm	Hole dim. mm	Pitch mm	RAL	
FBL76170108	953	60	456	10x10	38	7035	
FBL76170104	953	60	456	10x10	38	5012	

# BIN CART 1000 COMPONENTS



## SET OF 4 PROFILES WITH 48 PICKING BOX CONTAINERS SIZE 2

ART.	Fortrolley Wmm	containers size	colour	
FBC25100201	1015	2	Dark grey	



## SET OF 5 PROFILES WITH 90 PICKING BOX CONTAINERS SIZE 1

ART.	Fortrolley Wmm	containers size	colour	
FBC25100101	1015	1	Dark grey	



## KIT WITH WHEELS

ART.	Ø	KG	H mm	material			
FKRD1002107	100	225	128	Standard rubber	2	2	
FKRB1252107	125	300	155	Standard rubber	2	2	
FKRU1252101	125	300	155	Non-marking synthetic rubber	2	2	
FKRS1252101	125	750	155	Elastic rubber	2	2	



SWIVEL WHEEL WITH BRAKE



FIXED WHEEL



RAL 7016



RAL 7035



RAL 5012

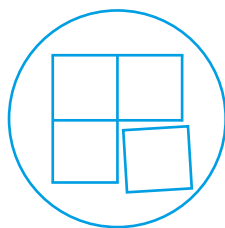


LOAD CAPACITY

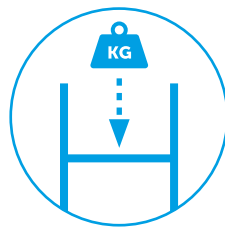
# ST SHELVING



EASY TO ASSEMBLE



MODULAR



SHELF LOAD CAPACITY UP TO  
300 KG



BAY LOAD CAPACITY 2300 KG



CONFIGURE



ART.	Wmm	Dmm	Hmm	Finish
<b>ST2001</b>	2115	523	2003	Galvanised

Made up of:

qty.	description
3	Side with 3 crosspieces
2	Kit with 5 slotted shelves



### KIT WITH 5 REINFORCEMENTS FOR SLOTTED SHELVES

ART.	Wmm	Dmm	Hmm	Finish
<b>FUF20000199</b>	993	50	33	Galvanised

Increases the load-bearing capacity of slotted shelves to 300 kg



### KIT WITH 5 SLOTTED SHELVES

ART.	Wmm	Dmm	Hmm	KG	Finish
<b>FST10402099</b>	1000	400	35	120	Galvanised
<b>FST10502099</b>	1000	500	35	120	Galvanised

CONFIGURE



ART.	Wmm	Dmm	Hmm	Finish
<b>ST2601</b>	2715	423	2003	Galvanised

Made up of:

qty.	description
3	Side with 3 crosspieces
2	Kit with 3 pairs of tyre-holder supports



### KIT WITH 3 PAIRS OF TYRE-HOLDER SUPPORTS

ART.	Wmm	Dmm	Hmm	KG	Finish
<b>FST95900199</b>	1300	32	100	50	Galvanised



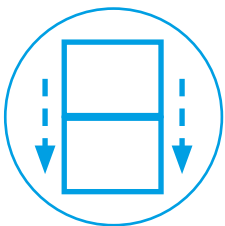
### SIDE WITH CROSSPIECES

ART.	Dmm	Hmm	Finish
<b>FST02034099</b>	423	2003	Galvanised
<b>FST02035099</b>	523	2003	Galvanised


GALVANISED

LOAD CAPACITY

# STORAGE DOMINO SHELVING



STACKABLE



WELDED STRUCTURE



UNIT LOAD CAPACITY UPTO  
1600 KG



ANTI-TIP STOP

# STORAGE DOMINO

CONFIGURE



ART.	W mm	D mm	H mm	RAL
<b>FED30440101</b>	1025	355	885	7000

Made up of:

qty.	description
1	Shelf with 16 places for size 3 containers
16	Picking Box polypropylene container size 3

## STACKABILITY



No. of stacked frames	KG for each frame	KG for each box
2	960	60
3	640	40

CONFIGURE

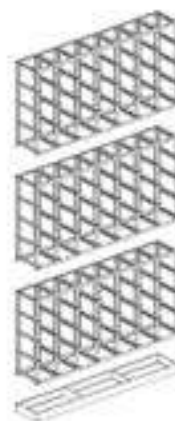


ART.	W mm	D mm	H mm	RAL
<b>FED40540101</b>	1765	500	885	7000

Made up of:

qty.	description
1	Shelf with 20 places for size 4 containers
20	Picking Box polypropylene container size 4

## STACKABILITY



No. of stacked frames	KG for each frame	KG for each box
3	1600	80

RAL7000

LOAD CAPACITY

# STORAGE DOMINO

CONFIGURE





ART.	W mm	D mm	H mm	RAL	
<b>FED30440201</b>	1025	355	885	7000	

Made up of:

qty.	description
1	Shelf with 16 places for size 3 containers
16	Size 3 metal container

## STACKABILITY



No. of stacked frames	 KG for each frame	 KG for each box
2	960	60
3	640	40

CONFIGURE

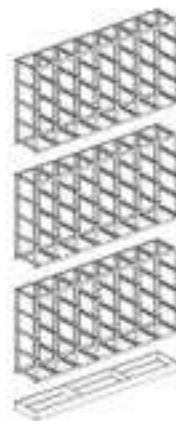




ART.	W mm	D mm	H mm	RAL	
<b>FED40540201</b>	1765	500	885	7000	

Made up of:

qty.	description
1	Shelf with 20 places for size 4 containers
20	Size 4 metal container

## STACKABILITY



No. of stacked frames	 KG for each frame	 KG for each box
3	1600	80



# STORAGE DOMINO

# COMPONENTS

CONFIGURE



## EMPTY RACK

ART.	W mm	D mm	H mm	RAL	
FED30440A01	1025	310	885	7000	

CONFIGURE



## EMPTY RACK

ART.	W mm	D mm	H mm	RAL	
FED40540A01	1765	460	885	7000	



## DUST COVER

ART.	W mm	D mm	H mm	RAL	
FED90340001	1020	315	20	7000	



## DUST COVER

ART.	W mm	D mm	H mm	RAL	
FED90450001	1765	465	20	7000	



## BASE

ART.	W mm	D mm	H mm	RAL	
FED92340001	1020	313	85	7000	



## BASE

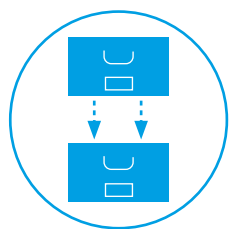
ART.	W mm	D mm	H mm	RAL	
FED92450001	1765	463	85	7000	

 RAL7000

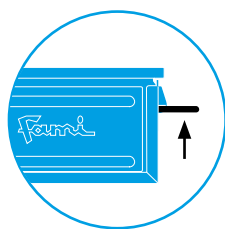
 LOAD CAPACITY

# STEEL

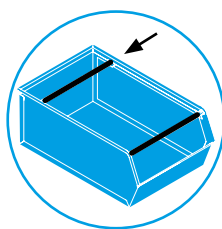
## BOXES, CONTAINERS AND METAL CONTAINERS




STACKABLE



90° LOCKING HANDLE



LIFTING CROSSPIECE



STURDY



# STEEL



272-3A2



272-3



272-4



272-4A5



272-5

ART.	multiple order qty	size	overall dimensions			useful dimensions			L	RAL	
			Wmm	Dmm	Hmm	Wmm	Dmm	Hmm			
FLA33200A01	10	272-3A2	325	210	145	300	200	130	8,7	7000	
FLA41200A01	8	272-3	325	210	200	300	200	185	12	7000	
FLA65200A01	6	272-4	480	315	200	450	300	185	27	7000	
FLA73200A01	4	272-4A5	480	315	300	450	300	280	40,5	7000	
FLA89200A01	6	272-5	680	450	300	630	450	280	85	7000	



RAL 7000



CAPACITY

# STEEL



1



2



3A2



3

ART.	multiple order qty	size	overall dimensions			useful dimensions			L	RAL
			W mm	D mm	H mm	W mm	D mm	H mm		
FLS17000A01	20	1	105	165	75	95	140	65	1	7000
FLS25000A01	20	2	150	235	125	140	195	115	3,8	7000
FLS33000A01	10	3A2	210	350	145	195	300	135	9,4	7000
FLS41000A01	8	3	210	350	200	200	300	185	12,5	7000



3P4



4A2



4



4A5

ART.	multiple order qty	size	overall dimensions			useful dimensions			L	RAL
			W mm	D mm	H mm	W mm	D mm	H mm		
FLS49000A01	9	3P4	210	550	200	200	450	185	18	7000
FLS57000A01	8	4A2	310	500	145	300	450	135	20	7000
FLS65000A01	6	4	310	510	200	300	450	185	28	7000
FLS73000A01	4	4A5	310	525	315	300	450	280	42	7000

LIFTING CROSSPIECE COMBINED WITH 90° LOCKING HANDLE



# STEEL



5P4



5



5P4



5

ART.	multiple order qty	size	overall dimensions			useful dimensions			No. of slides	L	RAL
			W mm	D mm	H mm	W mm	D mm	H mm			
FLS81000A01	6	5P4	480	540	300	450	450	280	-	63	7000
FLS89000A01	6	5	480	725	295	450	630	280	-	88	7000
FLS81100A01	4	5P4	480	540	385	450	450	280	2	63	7000
FLS89100A01	4	5	480	725	385	450	630	280	2	88	7000



4



4A5



5P4



5

ART.	multiple order qty	size	overall dimensions			useful dimensions			L	RAL
			W mm	D mm	H mm	W mm	D mm	H mm		
FLS65010A01	6	4	310	510	200	300	450	185	28	7000
FLS73010A01	4	4A5	310	525	315	300	450	280	42	7000
FLS81010A01	6	5P4	480	540	300	450	450	280	63	7000
FLS89010A01	6	5	480	725	295	450	630	280	88	7000

## SPECIAL APPLICATIONS

CONTAINERS WITH DOUBLE CROSSPIECE



picking system with forklift truck

CONTAINERS WITH SLIDE



picking system with forklift truck



# STEEL



**CONTAINER WITH OPENABLE BOTTOM WITH ROLLERS**

ART.	Wmm	Dmm	Hmm	KG	RAL
FML01210001	1095	865	1265	2000	7000



**CONTAINER WITH OPENABLE BOTTOM WITH ROLLERS**

ART.	Wmm	Dmm	Hmm	KG	RAL
FML01110001	1095	865	915	2000	7000

## CONTAINERS WITH OPENABLE BOTTOM WITH ROLLERS

Lifted with a forklift truck through the four handles welded onto the top edge, they can be used to dump material through the openable bottom with rollers (87% opening). They can be opened easily and safely through the lever placed on the 800 mm side, while they can be closed by means of a special device consisting of levers and steel rollers.





# STEEL



## CONTAINER WITH HOPPER-TYPE FRONT OPENING

ART.	multiple order qty	Wmm	D mm	Hmm	KG	RAL	
FML05100A01	3	830	680	600	1000	7000	




  
RAL 7000

  
LOAD CAPACITY

# EURO BOX-NESTABLE BOX- PICKING BOX-VISUAL BOX

## PLASTIC BOXES AND CONTAINERS



POLYPROPYLENE



ECOGREEN



ABS



POLYSTYRENE



POLYETHYLENE





## 300 X 200 MM

ART.	overall dimensions			useful dimensions			L	colour
	Wmm	Dmm	Hmm	Wmm	Dmm	Hmm		
FAXEB3212A05101	298	200	120	259	160	116	5	Dark grey
FAXEB3217A05101	298	198	170	259	160	166	7	Dark grey
FAXEB32HG005101	298	192	15	-	-	-	-	Dark grey



## 400 X 300 MM

ART.	overall dimensions			useful dimensions			L	colour
	Wmm	Dmm	Hmm	Wmm	Dmm	Hmm		
FAXEB4312A05101	400	300	120	355	255	116	10	Dark grey
FAXEB4317A05101	400	300	170	355	255	166	15	Dark grey
FAXEB4322A05101	400	300	220	355	255	216	20	Dark grey
FAXEB4332A05101	400	300	325	355	255	321	30	Dark grey
FAXEB43HG005101	400	300	-	-	-	-	-	Dark grey



## 600X400 MM

ART.	overall dimensions			useful dimensions			L	colour
	Wmm	Dmm	Hmm	Wmm	Dmm	Hmm		
FAXEB6412A05101	600	400	120	555	355	116	20	Darkgrey
FAXEB6417A05101	600	400	170	555	355	166	30	Darkgrey
FAXEB6422A05101	600	400	220	555	355	216	40	Darkgrey
FAXEB6428A05101	600	400	280	555	355	276	53	Darkgrey



## 600X400 MM

ART.	overall dimensions			useful dimensions			L	colour
	Wmm	Dmm	Hmm	Wmm	Dmm	Hmm		
FAXEB6432A05101	600	400	325	555	355	321	60	Darkgrey
FAXEB6443B05101	600	400	430	555	355	426	90	Darkgrey
FAXEB64HG005101	600	400	-	-	-	-	-	Darkgrey



### TROLLEY FOR EURO BOX CONTAINERS WITH STEEL BASE AND WHEELS

ART.	Wmm	Dmm	Hmm	KG	Wheels			material	Finish
					1	3	0		
FCP20110299	698	415	870	150	1	3	100	Standard rubber	Galvanised



### TROLLEY FOR EURO BOX CONTAINERS WITH STEEL BASE AND WHEELS

ART.	Wmm	Dmm	Hmm	KG	Wheels			material	Finish
					1	3	0		
FCP20110199	615	415	165	150	1	3	100	Standard rubber	Galvanised

# EURO BOX

# POLYPROPYLENE



## 800 X 600 MM

ART.	overall dimensions			useful dimensions			L	colour
	Wmm	Dmm	Hmm	Wmm	Dmm	Hmm		
FAXEB8612C05101	800	600	120	755	555	101	49	Dark grey
FAXEB8617C05101	800	600	170	755	555	151	69	Dark grey
FAXEB8622C05101	800	600	220	755	555	201	90	Dark grey



## 800 X 600 MM

ART.	overall dimensions			useful dimensions			L	colour
	Wmm	Dmm	Hmm	Wmm	Dmm	Hmm		
FAXEB8632C05101	800	600	325	755	555	306	130	Dark grey
FAXEB8643C05101	800	600	430	755	555	411	175	Dark grey
FAXEB86SE005101	800	600	-	-	-	-	-	Dark grey



### KIT WITH WHEELS

ART.	Ø	KG	Hmm	material		
FKRD1002107	100	225	128	Standard rubber	2	2



### SET OF SCREWS FOR FASTENING WHEELS ONTO EURO BOX

ART.	pcs per pack
FVT01380000	16



SWIVEL WHEEL



SWIVEL WHEEL WITH BRAKE



FIXED WHEEL



GALVANISED



LOAD CAPACITY



CAPACITY



## 400X300 MM

ART.	overall dimensions			useful dimensions			L	colour
	W mm	D mm	H mm	W mm	D mm	H mm		
FAXEB4312A05401	400	300	120	355	255	116	10	Dark grey
FAXEB4317A05401	400	300	170	355	255	166	15	Dark grey
FAXEB4322A05401	400	300	220	355	255	216	20	Dark grey
FAXEB4332A05401	400	300	325	355	255	321	30	Dark grey
FAXEB43HG005401	400	300	-	-	-	-	-	Dark grey



## 600X400 MM

ART.	overall dimensions			useful dimensions			L	colour
	W mm	D mm	H mm	W mm	D mm	H mm		
FAXEB6412A05401	600	400	120	555	355	116	20	Dark grey
FAXEB6417A05401	600	400	170	555	355	166	30	Dark grey
FAXEB6422A05401	600	400	220	555	355	216	40	Dark grey
FAXEB6432A05401	600	400	325	555	355	321	60	Dark grey
FAXEB64HG005401	600	400	-	-	-	-	-	Dark grey

# NESTABLE BOX

# POLYPROPYLENE



## 600X400 MM

ART.	overall dimensions			useful dimensions			L	colour
	Wmm	Dmm	Hmm	Wmm	Dmm	Hmm		
FAXNL6420B05101	600	400	200	453	336	197	32	Dark grey
FAXNL6430B05101	600	400	300	453	336	297	50	Dark grey
FAXNL6440B05101	600	400	400	453	336	397	70	Dark grey
FAXNL64SE005101	600	400	-	-	-	-	-	Dark grey

# PICKING BOX

# ECOGREEN



ART.	multiple order qty	size	overall dimensions			useful dimensions			L	colour
			Wmm	Dmm	Hmm	Wmm	Dmm	Hmm		
FAXPBC001A05401	50	1	100	170	75	88	133	65	1	Dark grey
FAXPBC002A05401	54	2	150	230	125	127	191	110	3,8	Dark grey
FAXPBC3A2B05401	21	3A2	210	350	145	180	270	130	9,4	Dark grey
FAXPBC003B05401	15	3	210	350	200	180	270	183	12,5	Dark grey
FAXPBC004B05401	10	4	310	500	200	282	425	183	28	Dark grey

# PICKING BOX

# POLYPROPYLENE



1



2



3A2



3



4A2

ART.	multiple order qty	size	overall dimensions			useful dimensions			L	colour
			Wmm	Dmm	Hmm	Wmm	Dmm	Hmm		
FAXPBC001A05101	50	1	100	170	75	88	133	65	1	Dark grey
FAXPBC001A05102	50	1	100	170	75	88	133	65	1	Green
FAXPBC001A05103	50	1	100	170	75	88	133	65	1	Red
FAXPBC001A05104	50	1	100	170	75	88	133	65	1	Blue
FAXPBC001A05105	50	1	100	170	75	88	133	65	1	Yellow
FAXPBC002A05101	54	2	150	230	125	127	191	110	3,8	Dark grey
FAXPBC002A05102	54	2	150	230	125	127	191	110	3,8	Green
FAXPBC002A05103	54	2	150	230	125	127	191	110	3,8	Red
FAXPBC002A05104	54	2	150	230	125	127	191	110	3,8	Blue
FAXPBC002A05105	54	2	150	230	125	127	191	110	3,8	Yellow
FAXPBC3A2B05101	21	3A2	210	350	145	180	270	130	9,4	Dark grey
FAXPBC3A2B05102	21	3A2	210	350	145	180	270	130	9,4	Green
FAXPBC3A2B05103	21	3A2	210	350	145	180	270	130	9,4	Red
FAXPBC3A2B05104	21	3A2	210	350	145	180	270	130	9,4	Blue
FAXPBC3A2B05105	21	3A2	210	350	145	180	270	130	9,4	Yellow
FAXPBC003B05101	15	3	210	350	200	180	270	183	12,5	Dark grey
FAXPBC003B05102	15	3	210	350	200	180	270	183	12,5	Green
FAXPBC003B05103	15	3	210	350	200	180	270	183	12,5	Red
FAXPBC003B05104	15	3	210	350	200	180	270	183	12,5	Blue
FAXPBC003B05105	15	3	210	350	200	180	270	183	12,5	Yellow
FAXPBC4A2B05101	14	4A2	310	500	145	282	425	134	20	Dark grey
FAXPBC4A2B05102	14	4A2	310	500	145	282	425	134	20	Green
FAXPBC4A2B05103	14	4A2	310	500	145	282	425	134	20	Red
FAXPBC4A2B05104	14	4A2	310	500	145	282	425	134	20	Blue
FAXPBC4A2B05105	14	4A2	310	500	145	282	425	134	20	Yellow



# PICKING BOX

# POLYPROPYLENE



4



4A5




5P4



5

ART.	multiple order qty	size	overall dimensions			useful dimensions			L	colour
			W mm	D mm	H mm	W mm	D mm	H mm		
FAXPBC004B05101	10	4	310	500	200	282	425	183	28	Dark grey
FAXPBC004B05102	10	4	310	500	200	282	425	183	28	Green
FAXPBC004B05103	10	4	310	500	200	282	425	183	28	Red
FAXPBC004B05104	10	4	310	500	200	282	425	183	28	Blue
FAXPBC004B05105	10	4	310	500	200	282	425	183	28	Yellow
FAXPBC4A5B05101	6	4A5	310	500	300	282	425	285	42	Dark grey
FAXPBC4A5B05102	6	4A5	310	500	300	282	425	285	42	Green
FAXPBC4A5B05103	6	4A5	310	500	300	282	425	285	42	Red
FAXPBC4A5B05104	6	4A5	310	500	300	282	425	285	42	Blue
FAXPBC4A5B05105	6	4A5	310	500	300	282	425	285	42	Yellow
FAXPBZ5P4E05101	1	5P4	472	535	300	432	435	281	63	Dark grey
FAXPBZ5P4E05102	1	5P4	472	535	300	432	435	281	63	Green
FAXPBZ5P4E05103	1	5P4	472	535	300	432	435	281	63	Red
FAXPBZ5P4E05104	1	5P4	472	535	300	432	435	281	63	Blue
FAXPBZ5P4E05105	1	5P4	472	535	300	432	435	281	63	Yellow
FAXPBZ005E05101	1	5	472	720	300	434	615	275	88	Dark grey
FAXPBZ005E05102	1	5	472	720	300	434	615	275	88	Green
FAXPBZ005E05103	1	5	472	720	300	434	615	275	88	Red
FAXPBZ005E05104	1	5	472	720	300	434	615	275	88	Blue
FAXPBZ005E05105	1	5	472	720	300	434	615	275	88	Yellow




## LONGITUDINAL PLASTIC DIVIDER

ART.	multiple order qty	for containers size	W mm	H mm	colour
FAXPBDC3A207107	10	3A2	300	105	Black
FAXPBDC00307107	10	3	305	160	Black
FAXPBDC00407107	10	4	460	160	Black



ART.	multiple order qty	overall dimensions			drawers				colour
		W mm	D mm	H mm	no.	W mm	D mm	H mm	
FAXVBCH00900001	2	600	69	77	9	59	44	49	Darkgrey
FAXVBCH00600001	2	600	98	112	6	87	66	72	Darkgrey
FAXVBCH00500001	1	600	141	164	5	113	100	110	Darkgrey
FAXVBCH00400001	1	600	174	206	4	142	130	135	Darkgrey
FAXVBCH00300001	1	600	209	240	3	190	146	164	Darkgrey
FAXVBCH00200001	1	600	311	353	2	285	219	246	Darkgrey

### STOP FOR VISUAL BOX BOX CABINET




ART.	suitable for
FAXVBCHL0900099	FAXVBCH0090000
FAXVBCHL0600099	FAXVBCH0060000
FAXVBCHL0500099	FAXVBCH0050000
FAXVBCHL0400099	FAXVBCH0040000
FAXVBCHL0300099	FAXVBCH0030000
FAXVBCHL0200099	FAXVBCH0020000



### EMPTY WALL-MOUNTED RACK FOR VISUAL BOX DRAWER UNITS

ART.	W mm	D mm	H mm	RAL
FVBSW1500000001	604	41	1502	7000
FVBSW1950000001	604	41	1952	7000




### BASE FOR RACK VISUAL BOX

ART.	W mm	D mm	H mm	RAL
FVBSBASE00000001	600	300	100	7000



# MAT

# POLYETHYLENE



## NON-SLIP POLYETHYLENE MAT

ART.	Wmm	Dmm	Hmm	colour
FAXSMTC08004001	800	400	25	Darkgrey
FAXSMTC08004006	800	400	25	Brickred

## NON-SLIP PERFORATED POLYETHYLENE MAT

ART.	Wmm	Dmm	Hmm	colour
FAXSMTA08004001	800	400	25	Darkgrey
FAXSMTA08004006	800	400	25	Brickred



## JOINING PIECE FOR POLYETHYLENE MAT

ART.	Wmm	Dmm	Hmm	colour
FAXSMRC04001205	400	120	25	Yellow


## CORNER ELEMENT FOR POLYETHYLENE MAT

ART.	Wmm	Dmm	Hmm	colour
FAXSMAN01201205	120	120	25	Yellow



## CLIPS FOR ATTACHING THE MAT

ART.	Dmm	Hmm	Finish
FAXSMCL00000099	10	14	Galvanised














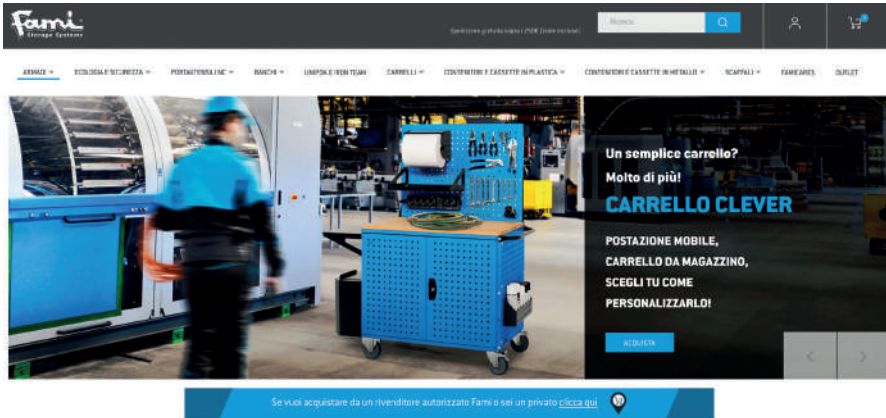






Ferni

# FAMI SHOP



## Arredamenti metallici in vendita online

Scopri gli arredamenti metallici professionali per magazzino, officina, industria e ufficio in vendita su Fami Shop!



## FAMI SHOP HAS ARRIVED! THE E-COMMERCE SYSTEM DEVELOPED FOR OUR PARTNERS

### + 300 PRODUCTS

On Fami Shop you can find an extensive range of Fami Ideaone products for furnishing the various areas of your company!

### IMMEDIATE DELIVERY

Instant information on availability:  
> 10 working days indicated in GREEN  
> 20 working days indicated in RED

### EASE OF PURCHASE

Sign up, select the product and the quantity, then add the items to your wishlist or cart to purchase them straight away.

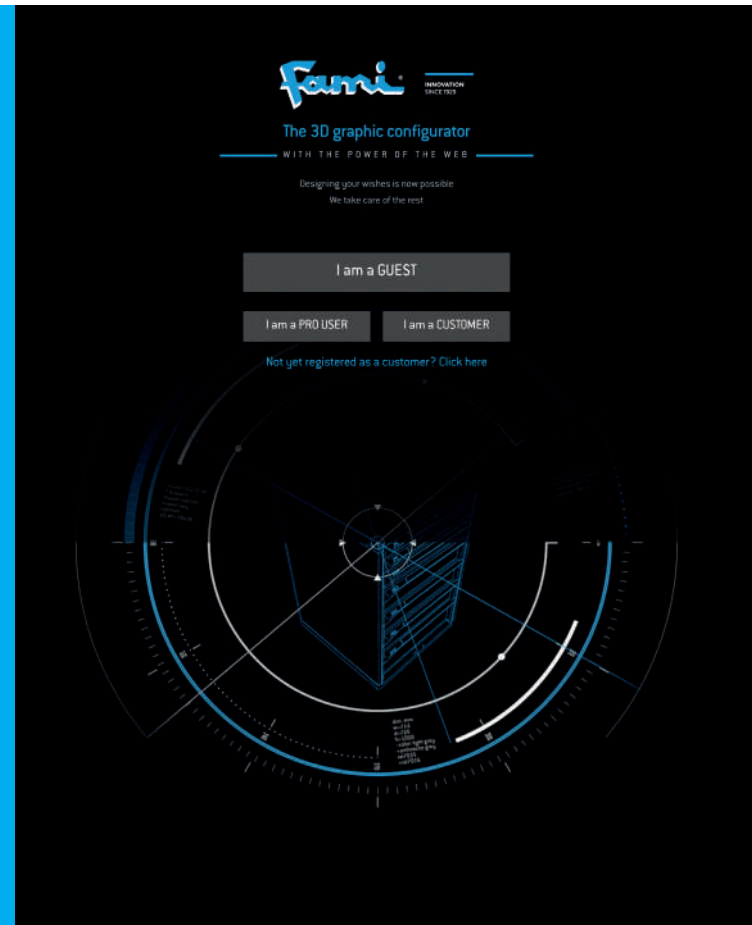
## E-COMMERCE AVAILABLE FOR ITALY ALONE

## The new configurator is online

Combine the various elements and components online to create the workbench, trolley and cabinet perfectly suited to your needs with the Fami configurator!

Innovative, easy to use and unique among its kind: with the Fami planner you can design your furnishing solution using 12 different colours how, where and when you like. Create your personal profile so that you can save all your projects and see and edit them at a later stage.

Visit the website and start devising all the solutions you prefer to outfit the various areas of your company! Online you can find the list of countries where the 3D configurator is available. Discover the constantly updated list!





# GENERAL CONDITIONS OF THE CONTRACTUAL WARRANTY OFFERED BY FAMI

Dear Customer,

Every Fami Srl product that you purchase is accompanied by a contractual warranty (the "Warranty") that is regulated in accordance with the terms and procedures specified below.

## 1. RECITALS

1.1 In the Conditions that follow, the terms specified below shall have the following meaning:

a) Seller: Fami Srl;

b) Customer: any party (physical person, company, body or legal entity) that purchases the Seller's Products;

c) Product(s): the goods manufactured, assembled and/or marketed by the Seller, excluding Products under the Store Van brand.

## 2. SCOPE OF THE WARRANTY

2.1 Fami Srl guarantees that the Products are free from faults and conform to the technical specifications declared by the Seller.

2.2 It is agreed that the dimensions of Products are to be understood as taking into account the margins of operating tolerances existing on the market, with reference to the type, quantity and quality of the Products. The Seller, therefore, does not guarantee the Products' compliance with particular specifications or technical characteristics or their suitability for particular uses other than those indicated in the technical specifications stated by Fami Srl and provided in the user and maintenance manual, unless such characteristics have been expressly agreed in the sales contract.

2.3 If Product defects are reported by the Customer and subsequently confirmed, the Customer will be entitled to have the Product repaired free of charge or, if repair is impossible or prohibitively expensive, the free replacement of the Product, at the sole discretion of the Seller and with the exclusion of any further or different obligation on the part of Fami Srl.

2.4 The Warranty does not affect the rights provided by Legislative Decree No. 206 06/09/2005, as amended and supplemented (the "Consumer Code"), if the Customer qualifies as a "consumer". Such rights therefore remain intact.

## 3 WARRANTY APPLICATION CONDITIONS

3.1 To activate the Warranty, the Customer must inform Fami Srl, within the time limits stated in articles 4 and 5 below, of any defects found, by submitting a Complaint (the "Complaint") containing the information specified in art. 5 below.

3.2 Once the Complaint has been made, the Customer must immediately refrain from using the defective Product(s).

3.3 Upon receipt of the Complaint, the Seller shall make every effort to ascertain the existence, nature and extent of the defects and to verify the timeliness of the Complaint pursuant to art 5 below. For these purposes, the Customer must make the defective Product(s) available for inspection, including through sending photographic documentation or the use of videoconferencing systems. The Product will be repaired by the Seller at its own premises or branch, or at the premises of an authorised dealer. The Seller reserves the right to repair the Product at the Customer's premises. If necessary, the Customer will be required to send, at its expense, the defective Product to one of the above locations, as indicated by the Seller, notwithstanding the provisions of the Consumer Code. The Seller shall send the new Product or the repaired Product to the Buyer and shall bear the shipping costs.

3.4 The repair of a defective Product shall be carried out within a reasonable time in relation to the extent of the defect.

## 4. DURATION – COVERAGE PERIOD

4.1 The Product Warranty will have a duration of 10 years starting from the Product delivery date, except in the case of marketed products, electronic components, software and wear parts, which have a warranty of 12 months starting from the delivery date of the parts. Please note that "delivery date" is understood as the date on which the Products leave the Fami Srl warehouses for delivery to the Customer, unless otherwise provided for in the sales contract.

4.2 For repaired or replaced Products, the warranty begins again for 12 months from repair or replacement. Overall, therefore, the duration of the Warranty for Products repaired or replaced by the Seller is a maximum of 11 years or, in the case of marketed products, electronic components, software and wear parts, a maximum of 24 months from the beginning of the duration of the Warranty referred to in article 4.1 above.

4.3 Upon expiry of the term referred to in article 4.1 above, the right of recourse provided for by art. 131 of the Italian Consumer Code, when applicable, shall be considered as time-barred and inadmissible.

## 5. SUBMISSION TIME LIMITS AND PROCEDURES

5.1. During the period of validity of the Warranty, any complaints relating to the state of the packaging, quantities, number or external features of the Products (faults and defects not hidden and visible from the outside) must be specified by the Buyer on the delivery note, and the Transport Document must be signed, indicating the words "reserving all specific rights". No later than 2 (two) working days from receipt of the Products, the Customer must send the Seller, in an email to: [assistenza@famisp.it](mailto:assistenza@famisp.it), a copy of the delivery note and related photographic evidence, providing detailed information on the condition of the Products and the nature of the defects found.

5.2. Any complaints relating to defects not detectable by careful inspection at the time of receipt of the Products (faults and hidden defects) must be submitted to the Seller, under penalty of forfeiture, within and no later than 7 (seven) days from the date of discovery of the defect, via certified email to: [pec@pec.famisp.it](mailto:pec@pec.famisp.it), specifying the precise product code, the batch (if available), the date of delivery and nature of the defect.

## 6. EXCLUSIONS AND LIMITATION OF LIABILITY

6.1 The warranty does not apply to products whose defects are due to: a) transport operations; b) non-compliance with measures that are part of normal maintenance practices; negligent and careless use; c) failure to follow the Seller's instructions for the use and/or storage of the product; d) failure to comply with the installation norms, and/or any other indications or instructions shown on the technical notes supplied with the product if the Seller has not already directly performed the installation; e) tampering, maintenance in general, adjustments attempted by the Customer or by persons not authorised by the Seller; f) abnormal use and/or misuse of the Product, placement of the Product in damp, excessively hot, cold, dusty or harmful environments (with chlorine, lacquers, paints or other chemicals and/or toxic agents present) or in any environments not suitable for the proper storage of the Products, insofar as such circumstances have not been reported to the Seller before the purchase of the Products and the Seller has guaranteed the Products' tolerability of such environments; g) worsening of the damage caused by the Customer's use of the Products after the defects have been detected; h) use of spare parts, components and accessories that are not original or not recommended by the Seller (replacement or repair of non-original parts cannot be requested) and damage caused to the Product by the use of such parts; i) anomalies or defective functioning of the power supply; l) corrosion, incrustations or breakages caused by stray current loads, condensation, aggression or acidity of water, improperly performed descaling treatments, sludge or lime deposits; m) unforeseeable circumstances, force majeure circumstances such as, by way of non-exhaustive example, frost, overheating, fire, theft, natural events (such as, for example, hail, tornadoes, lightning, floods, earthquakes), vandalism, accidents and other similar events.

6.2 The Warranty shall not be applicable if the selling price of the Products has not been fully paid, with the proviso that, if the payment is to be made by instalments, the Warranty shall be immediately applicable and shall remain so as long as the instalments are paid on time.

6.3 The Seller shall not be liable for any damage that may, directly or indirectly, be caused to persons, things or animals as a consequence of non-compliance with all the instructions in the installation, use and maintenance booklet.

6.4 The Seller declines all responsibility for indirect damage caused by the defectiveness of a Product such as, by way of non-exhaustive example, production stoppages or failure to ship or transfer the Product to third parties.

6.5 In any case, the Seller's liability may not exceed the amount paid by the Customer for the individual sales contract, the content of which has given rise to the circumstances regarding a possible claim for damages and/or compensation.

6.6 The Products must be used only for the purposes specified and in compliance with safety regulations, in accordance with the instructions shown in the installation, use and maintenance manual provided by the Seller; if the Customer uses or resells the Products purchased and/or the Products from the Seller for any other purposes, they do so at their own risk and peril, with all consequent liability. In this case, the Seller's contractual and/or extra-contractual liability is excluded both for any direct or indirect damage also suffered by third parties and is excluded also in the case of poor maintenance, improper use, failure to observe safety rules and other conditions; the Customer shall also hold the Seller harmless from costs and/or liabilities that may arise against him.

## 7. COMPETENT COURT AND APPLICABLE LAW

7.1 Any disputes arising from or related to these General Conditions of Warranty and/or individual Contracts such as, by way of non-exhaustive example, disputes relating to their existence, validity, interpretation, effectiveness or execution, shall be resolved exclusively by the Court of Vicenza, even if the Contract contains international elements, without prejudice to the mandatory regulations of the Consumer Code.

7.2 These General Conditions of Warranty are entirely governed by and shall be interpreted under Italian law, even if the Contract has international elements, with the express exclusion of the 1980 Vienna Convention.

# GENERAL CONDITIONS OF SALE

## 1. Definitions

1.1 Pursuant to the Conditions herein, the terms specified below shall have the following meaning:

- a) Seller: Fami Srl;
- b) Buyer: any company, body or legal entity that purchases the Seller's products;
- c) Products: the goods manufactured, assembled and/or marketed by the Seller;
- d) Order: each proposal for the purchase of Products submitted by the Buyer to the Seller;
- e) Order Confirmation: the Seller's written acceptance of the Order;
- f) Contract: the sale concluded between the Seller and the Buyer at the time of the Buyer's receipt of the Order Confirmation;
- g) Parties: the Seller and Buyer jointly;
- h) Trademarks: all the trademarks of which the Seller is the owner or licensee;
- i) Intellectual property rights: all intellectual and/or industrial property rights of Fami Srl, including, without limitation, the rights relating to patents for inventions, designs or models, utility models, trademarks, know-how, technical specifications, data and software, regardless of whether or not such rights are recorded, as well as any application or registration relating to those rights and to any other right or form of protection of a similar nature or having equivalent effect.

## 2. General provisions

2.1 These General Conditions of Sale [hereinafter the "Conditions"] form an integral part of the Contracts concluded between the Seller and the Buyer for the supply of Products.

2.2 The Conditions have effect between Fami Srl [hereinafter "Fami"] and the Buyer without the need for an express reference thereto or a specific agreement to that effect. Any different condition or term applies only if confirmed in writing by the Seller.

2.3 The Seller reserves the right to amend, supplement or delete any provision of these General Conditions of Sale at any time and to give notification of the changes through the dedicated page of the company website, provided that such additions, amendments or deletions apply to all Sales concluded from the 15th day after the communication [via publication on the web site or via the newsletter or any correspondence sent in writing] of the new Conditions of Sale to the Purchaser.

2.4 Any reference to commercial terms [such as EXW, DPA, DPU, DDP, etc.] is to be understood as referring to the Incoterms® of the International Chamber of Commerce, included in the text in force on the date of conclusion of the Contract.

## 3. Field of application

3.1 These General Conditions of Sale [hereinafter the "Conditions"] apply to all contracts [whether concluded by phone, fax, email or website], unless otherwise expressly agreed in writing by the Parties, and form an integral and substantial part of every Order and Order Confirmation, even if not expressly mentioned.

3.2 The Buyer may not invoke or object to Conditions other than the Conditions herein. Therefore, any conditions specified in writing by the Buyer in the Order, or in any other phase of the contractual negotiation including after the Order Confirmation, as well as any general conditions of purchase of the Buyer, shall not be valid. Any written or verbal condition sent by collaborators, employees, agents or representatives of the Seller has no effect unless reproduced in the text of the Order Confirmation or unless confirmed in writing by the Seller. In this regard, the partial or complete execution of the Order by Fami or any other fulfilment thereof in respect of the Buyer shall not be valid and cannot be interpreted as tacit or implicit acceptance of any general condition of contract that has not been explicitly signed by Fami.

3.3 The Conditions are valid only for contractual relations between Fami and professional operators, so Legislative Decree No. 206 of 6 September 2005 [Consumer Code], as amended, is not applicable.

## 4. Offers and Orders

4.1 The offers made by the Seller are not to be considered binding. The information in catalogues, brochures and price lists are not binding for the Seller, who reserves the right to make any changes to the Products and their prices. Therefore, the Seller shall be considered solely bound by the information in the Order Confirmation.

4.2 Each Order sent by the Buyer, either directly to Fami or through the agents or representatives of the Seller, is understood as an irrevocable purchase offer that will remain effective for 30 (thirty) days from the date of its regular receipt by the Seller, unless waived by explicit declaration from time to time.

4.3 The Buyer's submission of the Order implies that he or she has fully read and acknowledged all the Conditions herein, which shall therefore be understood as fully accepted by the Purchaser without limitations or reservations.

4.4 Orders and/or changes to Orders made verbally or by phone must be confirmed in writing by the Buyer. Otherwise, the Seller shall not be responsible for any errors or misunderstandings.

4.5 The Seller expressly reserves the right to evaluate any Order without being bound to accept it.

4.6 Orders duly accepted by the Seller via the Order Confirmation cannot be cancelled by the Buyer without the written consent of the Seller.

## 5. Conclusion of the Contract

5.1 The Contract may be considered concluded only after the sending of an Order Confirmation by Fami [via email, fax or other equivalent electronic means] for each individual Order. In any case, the issue of the invoice by the Seller or the execution of the order by the Seller will be considered as confirmation.

5.2 If the Order Confirmation contains additions, limitations or other changes to the Order, the Buyer's assent to these changes will be deemed tacitly given unless written notification is sent to the Seller within two working days of their receipt of the Order.

5.3 Changes and additions requested by the Buyer after the conclusion of the Contract will have no value and effect unless the Seller accepts them in writing, with possible clarification of the new delivery time, price and payment method.

5.4 All Contracts are always considered concluded at the registered offices of Fami Srl in Italy, 36027 Rosà (Vi), Via Stazione Rossano 13.

## 6. Prices

6.1 The prices of the Products shall be those specified in the Seller's price list in force at the time the Order is finalised or, if the Product is not included in the price list or the price list is not available, those specified in the Order Confirmation.

6.2 The prices of the products will be those indicated in the Order Confirmation and, unless otherwise agreed, are understood as applicable to goods delivered ex works [EXW]. These prices, unless stated otherwise in the Order Confirmation, do not include the costs and expenses of special packaging, shipping, insurance and transportation from the Seller's premises, any expenses, taxes or duties relating to the sale of the Products, including the costs of all customs formalities [by way of non-exhaustive example: customs duties, taxes and other charges for the exportation of the Products], which shall be borne by the Buyer.

6.3 The Seller reserves the right to make a price adjustment in the event of a change in [a] the Contract, requested by the Buyer after the conclusion thereof and accepted by the Seller, and in [b] the type of delivery, material or execution of the Products due to the incompleteness or inaccuracy of the information and/or documentation provided by the Buyer.

## 7. Terms of payment

7.1 At the time of conclusion of the Contract, the Seller may ask the Buyer to pay a deposit of 30% of the value of the supply order. The Parties may agree in any case the payment of a different confirmation deposit, subject to prior written agreement in the Contract.

7.2 In the event of non-payment of the deposit, the Contract, where applicable, shall be considered terminated ipso jure and the Seller may demand payment of any amounts accrued as at that time, in addition to compensation for any financial and non-financial damages and costs, including legal costs where incurred.

7.3 Where the terms of payment are not specified in the Contract, the payment must be made by bank transfer within 30 days from the end of month invoice date. The payment shall be considered effected when the amount becomes available to the Seller at its bank in Italy. If the Parties have agreed on advance payment without further specifications, it is assumed that the advance payment refers to the entire price of the Products included in the supply order. In the case of delivery in instalments, the Buyer shall pay the appropriate amount for each delivery batch, unless otherwise agreed in writing in the Contract.

7.4 Payments must be made in the agreed currency and any banking fees or commissions owed in connection with the payment will be fully borne by the Buyer.

7.5 In the case of partial non-payment or delayed payment by the Buyer, the Seller shall have, without prejudice to all other rights, the right to suspend further deliveries even if they were due under separate contracts and to demand immediate and full payment of all the goods ordered and to postpone its deliveries for a period equivalent to the delay in payment, whatever the amount may be, until the payment and related interest on arrears has been settled.

7.6 Such non-payments and late payments shall give the Seller the right to recognition and payment, in its favour, of the interest on arrears pursuant to Legislative Decree No. 231/2002, in addition to costs, including legal costs, which may be considered necessary for the recovery of the sums due to the Seller for any reason.

7.7 Failure to pay even a single invoice will result in the Seller having the right to terminate any Contract concluded with the Buyer pursuant to art. 1456 of the Italian Civil Code and to suspend the processing or delivery of any other order supply in progress, without prejudice, in any case, to full compensation for any damage resulting from the Buyer's non-fulfilment or delay. Any delays in the processing of orders or in deliveries, caused by previous suspensions of production due to non-payments by the Buyer do not constitute non-fulfilment by the Seller.

7.8 Any claims or disputes shall not give the Buyer the right to suspend or delay payments.

## 8. Delivery terms

8.1 The delivery time shall be that indicated in the Order Confirmation and, unless otherwise agreed, shall be understood as ex-works [EXW] from the Seller's plant. If requested and expressly agreed in writing in the Contract, Fami shall take care of the transportation of the Products, at the risk, cost and expense of the Buyer. Any transport costs shall be borne by the Buyer and shall not affect shipment risks, which shall continue to be borne by the Buyer at the latest upon delivery of the Products to the first carrier.

8.2. The delivery of the Products must take place within the time specified in the Contract, calculated in working days, with the specification that delivery times are purely indicative and are not essential terms and, in any case, do not include transport times. The Seller shall, therefore, not be responsible for any delay in delivery for any reason.

8.3. If the Buyer asks the Seller for a change in the delivery time, the request must be made in writing and the Buyer must in any case settle the payment for the order supply within the terms indicated in article 7 of these Conditions. The only costs excluded are those for storage, delivery, assembly, disassembly and installation, which must be paid within the new agreed delivery date.

8.4. Upon receipt of the notice of goods ready for shipment, the Buyer must collect the goods within 10 (ten) days. Otherwise, the Products may be stored outdoors, with the Seller being released from any liability and all guarantees being forfeited in favour of the Seller; the Buyer shall bear any handling and storage costs incurred by the Seller, which may also, at its discretion, have the Products placed in storage at the Buyer's expense.

8.5 The Seller shall be entitled to issue a regular invoice within 10 (ten) days from the notice of goods ready for shipment.

8.6 In the case of delayed pick-up of the prepared goods for any reason not dependent on the will of the Seller, the delivery shall be deemed to have been made ten days after the communication of the notice of goods ready for shipment. In this case the Seller shall have the right to issue an invoice and to claim fulfilment of the agreed terms of payment and may carry out the packaging, transport or storage of the goods at the Buyer's expense, without prejudice to compensation for any damage suffered, including for warehousing, safekeeping and storage of goods.

#### 9. Warranty and complaints

9.1. The rules for the Warranty offered by the Seller are set out in the General Conditions of Warranty document viewable at [www.famisp.com](http://www.famisp.com) on the site and, with regard solely to Products under the Store Van brand, in the General Conditions of Warranty document viewable at [www.storevan.com](http://www.storevan.com).

9.2 At the time of receipt of the Products, the Buyer must inspect the Products in the presence of the carrier entrusted with delivery, in order to check for any defects visible from the outside (such as, by way of non-exhaustive example, the quantities and packaging of the Products or the Products' conformity with the indications of the Order Confirmation).

9.3 Any complaints relating to packaging, quantities, number or external features of the Products (faults and defects not hidden and visible from the outside) must be specified by the Buyer on the delivery note and the Transport Document must be signed, indicating the words "reserving all specific rights". No later than 2 (two) working days from receipt of the Products, the Buyer shall send the Seller, in an email to: [assistenza@famisp.it](mailto:assistenza@famisp.it), a copy of the delivery note and related photographic evidence, providing detailed information on the condition of the Products and the nature of the defects found.

9.4 Without prejudice to the duration of the Warranty offered by the Seller, any claims for defects not detectable by careful inspection at the time of receipt of the Products (faults and hidden defects) must be submitted to the Seller, under penalty of forfeiture, within and no later than 7 (seven) days from the date of discovery of the defect, via certified email to: [pec@pec.famisp.it](mailto:pec@pec.famisp.it), specifying the product code, the batch (if available), the date of delivery and nature of the defect.

9.5 Any Product for which no objection has been raised in accordance with the procedures and terms indicated above shall be considered approved and accepted by the Buyer.

9.6 In no case shall the Seller's agents, customers or intermediaries have the power to represent and commit the Seller to any binding obligations to the Buyer or other third parties. To this end, any communication relating to faults or defects of the Products shall be invalid and ineffective if made to the agents, customers or intermediaries of the Seller, or in any form or manner other than those indicated above.

#### 10. Retention of Title

10.1 The Products remain the property of the Seller until the date on which the Purchaser has paid the full price of the Products and all sums due to the Seller.

10.2 If in the Buyer's country of domicile it is necessary, for the validity of the Seller's retention of title, to ensure the completion of administrative or legal formalities, including, without any limitation, the registration of the Products in public registers or the affixing of special seals on the Products, the Purchaser hereby agrees to cooperate with the Seller to carry out all the necessary acts to obtain the valid right, including with respect to third parties, to the retention of title.

#### 11. Force Majeure

11.1 Both the Buyer and Fami may suspend the performance of their contractual obligations when said performance becomes impossible or unreasonably burdensome due to an unforeseeable impediment that is not under their control, such as, by way of non-exhaustive example, strikes, epidemics and/or pandemics, boycotts, lockouts, fires, wars, riots and revolutions, requisitions, embargoes or power cuts.

11.2 The Party wishing to invoke this clause must immediately inform the other Party in writing, by certified email, of the occurrence and cessation of the of force majeure circumstances.

11.3 If the suspension due to force majeure lasts more than eight weeks, each Party shall have the right to terminate the Order, subject to 10 days' notice, to be conveyed to the other in writing, by registered letter with return receipt or by certified email.

11.4 In any case, it is understood that the Seller will be entitled to receive payment for any Products already delivered, in addition to reimbursement of any expenses already incurred.

#### 12. Change in the Buyer's financial situation

12.1 Fami shall be entitled to suspend the fulfilment of the obligations arising from the supply of the Products in the event that the Buyer's financial situation becomes such as to seriously endanger the Buyer's ability to pay, unless a suitable guarantee is given. It is understood that the Seller will be entitled to receive payment for any Products already delivered, in addition to the reimbursement of any expenses already incurred.

#### 13. Intellectual property rights

13.1 Intellectual Property Rights are the total and exclusive property of the Seller and their communication or use within the scope of these Conditions does not constitute, in relation to them, any right or claim on the part of the Buyer. The latter undertakes not to perform any act incompatible with the ownership of the Intellectual Property Rights.

13.2 The Buyer declares that: a) the Seller is the exclusive owner of the Trademarks; b) it shall refrain from using and registering marks that are similar to and/or confusable with the Trademarks; c) it shall use the Trademarks only in accordance with the Seller's instructions and only for the purposes set out in these Conditions.

#### 14. Competent court and applicable law

14.1 Any disputes arising from or related to these General Conditions of Sale and/or individual Contracts such as, by way of non-exhaustive example, disputes relating to their existence, validity, interpretation, effectiveness or execution, shall be resolved exclusively by the Court of Vicenza, even if the Contract contains international elements.

14.2 Notwithstanding the above, the Seller in any case has the right to bring the dispute before the competent court at the place of the Buyer's registered offices.

14.3 These General Conditions of Sale and/or each individual Contract are entirely governed by and shall be interpreted under Italian law, even if the Contract has international elements, with the express exclusion of the 1980 Vienna Convention.

#### 15. Privacy policy

15.1. The Buyer declares that it has have received all the information provided in accordance with art. 13 of EU Regulation No. 2016/679 (GDPR) and gives its consent to the processing of personal data for the purposes referred to in these general conditions of sale and to be aware that in relation to the data supplied, it is may exercise the rights provided by Legislative Decree 196/2003 and by Regulation EU No. 2016/679 (GDPR). The Seller declares that the controller of the data collected is Fami Srl, with registered offices in Rosà (VI), Via Stazione Rossano 13, VAT No. and tax code 03498610249.

#### 16. Compliance with Law 231/2001

16.1 The Buyer acknowledges that Fami Srl has adopted and implements an Organisation, Management and Control Model pursuant to Legislative Decree 231/01, along with the related Code of Ethics and Disciplinary System, details of which can be viewed on the company website [www.famisp.com](http://www.famisp.com). The Buyer endorses the principles of the aforementioned Organisation, Management and Control Model and its annexes, and undertakes to comply with its contents, principles and procedures and, in general, to refrain from any conduct that may constitute any of the offences specified in Legislative Decree 231/01, as amended, and included in the aforementioned Organisation, Management and Control Model. The Buyer also undertakes to comply with, and to ensure its employees' compliance with, all the principles stated in said documentation and the behavioural protocols provided by our organisation, pursuant to Legislative Decree 231/2001 and the annexes to this contract. Any breach of the rules provided by the aforementioned documents shall constitute a serious breach of contract.

#### 17. Final Provisions

17.1 Should one of the Parties fail to take legal action or exercise their rights under these Conditions, such acquiescent conduct cannot be interpreted as a final waiver of such legal action or the exercising of such rights in the future.

17.2 The sale of Products by Fami to the Buyer does not give the latter any exclusive territorial right nor does it allow the Buyer to take on the status of distributor or dealer for Fami.

17.3 The partial or total invalidity of individual provisions of these Conditions shall not affect the validity of the remaining provisions.

## PATENTS

Some of the components are protected by a European design model and/or an industrial invention patent.

# BIN CART



[WWW.FAMISPA.COM](http://WWW.FAMISPA.COM)

VIA STAZIONE ROSSANO 13  
36027 ROSÀ (VICENZA) ITALIA

TEL. +39 0424 58 54 55  
FAX +39 0424 58 54 70

E-MAIL: [INFO@FAMISPA.IT](mailto:INFO@FAMISPA.IT)

RESELLER STAMP